

QUICK GUIDE

Attend & Take Classes at Laney College



If you haven't applied for admission to Laney College, visit the Peralta Colleges website:
<http://web.peralta.edu/admissions/>

1 Apply for Admission




2 What to Study?

Do you know what degree or career you want? If you don't know, that's OK! You can start with just taking classes.



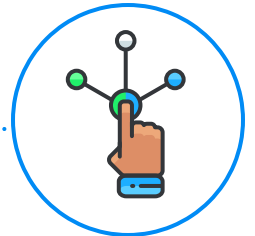
3 List of Degrees & Certificates

Check out the degrees & certificates we have to offer at Laney College. Visit:
Laney.edu/instruction/degrees-certificates-laney-college



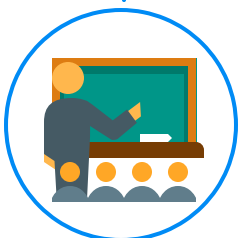
5 Education Plan

You'll need to meet with one of our counselors to talk about the classes you want to take. Make an appointment or visit:
Laney.edu/counseling




4 Which Classes to Take?

If you know which degree or certificate you want, see what the course requirements are in the course catalog. Visit:
Laney.edu/instruction/catalog



6 Register

Once you know what classes you'll need to take you'll use the Passport system to register!
Visit: pa.peralta.edu



See you in class!

The academic calendar will let you know when classes begin and when there is a break.
[Click here to see the calendar!](#)