


Yellow:

Power BI Enrollment Dashboard:

<https://app.powerbi.com/view?r=eyJrIjoiMjY5MTIINTktNGVhNS00NjY3LWlWNDktY2FmNGlxMWFhNmM0liwidCI6ImVIYTE2YTE2LTQ4YWYtNDc3Yi05MTEzLTA1YjFjMDEwLmI0jZ9>

- Use the arrows at the bottom of the screen to navigate to page 2.
- Select *Laney* in the *College* dropdown menu, *2018-19* in the *Year* menu, and *Fall 2018* in the *Semester* menu.
- Select your subject.
 - If you need to select more than one subject, hold down the *ctrl* (Windows) or *command* (Mac) key and select multiple options.
- The total FTEF for each category is located at the bottom of the chart on the dashboard. FTEF CONT = Contract/Full-time, FTEF EXSV = Extra Service/Reassigned Time, FTEF TEMP = Temporary/Part-time



Enrollment Trend - FTES/FTEF Summary by Subject

College

Laney ^

- Alameda
- Berkeley
- Laney
- Merritt

Year

2018-19 ^

- 2018-19

Semester

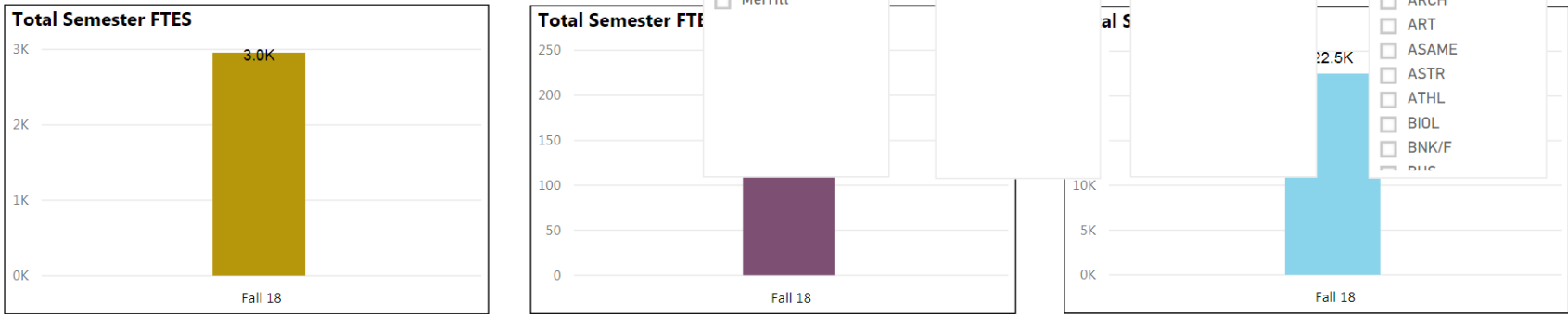
Fall 18 ^

- Fall 18
- Summer 18

Subject

All ^

- AFRAM
- ANTHR
- APPR
- ARCH
- ART
- ASAME
- ASTR
- ATHL
- BIOL
- BNK/F
- BUS



Term	SECTIONS	Catalog	Catalog Description	College	CENSUS	Resident FTES	Non Resident FTES	Total FTES	FTEF CONT	FTEF EXSV	FTEF TEMP	Total FTEF	Attendance	Productivity
Fall 18	1184541333	AFRAM:1	INTRO TO AFR AM STUDIES	Laney	42	3.90	0.30	4.20	0.20	0.00	0.00	0.20	W	21.00
Fall 18	1184542507	AFRAM:1	INTRO TO AFR AM STUDIES	Laney	34	3.40	0.00	3.40	0.20	0.00	0.00	0.20	W	17.00
Fall 18	1184544244	AFRAM:18	African Heritage of Latin Amer	Laney	17	1.70	0.00	1.70	0.00	0.00	0.20	0.20	W	8.50
Fall 18	1184542141	AFRAM:2	BLACK ECONOMICS	Laney	39	3.80	0.10	3.90	0.00	0.00	0.20	0.20	W	19.50
Fall 18	1184544242	AFRAM:23	PERCEPTIONS/AFRI-AM WOMEN	Laney	27	2.60	0.10	2.70	0.20	0.00	0.00	0.20	W	13.50
Fall 18	1184542581	AFRAM:26	AFRICAN AMERICAN CULTURE	Laney	40	4.00	0.00	4.00	0.00	0.00	0.20	0.20	W	20.00
Fall 18	1184544996	AFRAM:26	AFRICAN AMERICAN CULTURE	Laney	38	3.60	0.20	3.80	0.00	0.00	0.20	0.20	W	19.00
Fall 18	1184541334	AFRAM:29	AF-AM EXPERIENCE THRU FILMS	Laney	31	3.10	0.00	3.10	0.20	0.00	0.00	0.20	W	15.50
Fall 18	1184542278	AFRAM:30	AFRI-AM HIST: AFRICA TO 1865	Laney	34	3.30	0.10	3.40	0.20	0.00	0.00	0.20	W	17.00
Fall 18	1184545041	AFRAM:30	AFRI-AM HIST: AFRICA TO 1865	Laney	40	3.90	0.10	4.00	0.20	0.00	0.00	0.20	D	20.00
Total					22499	2,704.95	252.81	2,957.76	86.44	17.78	104.67	208.90		14.40

Microsoft Power BI < 2 of 3 >

Purple:

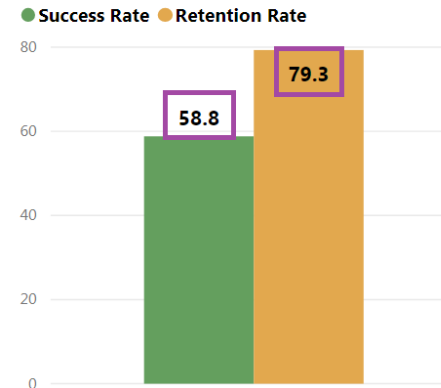
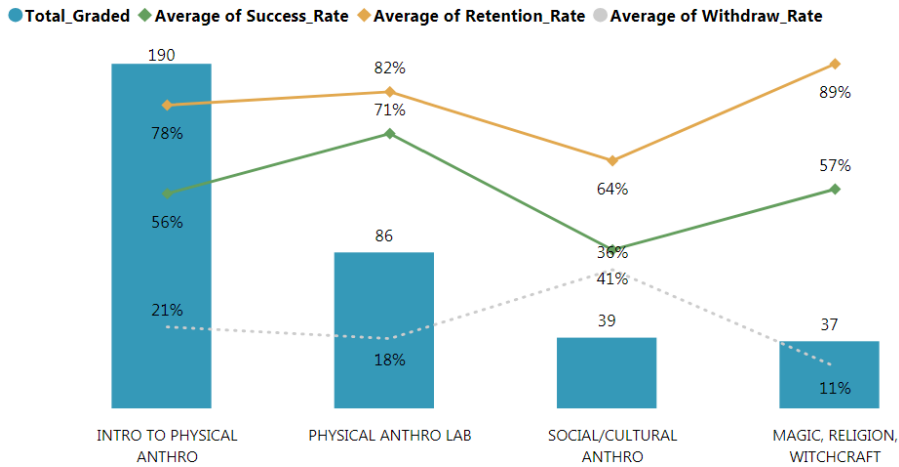
Power BI Success & Retention Dashboard:

<https://app.powerbi.com/view?r=eyJrIjojOGU3Y2JmOWEtODJlMjY0NDg5LTkwYTEtYjA1MWJiYTNiOGYzIiwidCI6ImVlY2E2YTE2LTQ4YWYtNDc3Yi05MTEzLTA1YjFjMDEzMjNmZiIsImMiOjZ9>

- Select *Laney* in the *College* dropdown menu and the applicable term in the *Term* menu.
- Select your subject.
 - If you need to select more than one subject, hold down the ctrl (Windows) or command (Mac) key and select multiple options.
- Data:
 - Number of Sections: Count the number of rows in the chart at the bottom of the dashboard
 - Enrollment: Total the *Census* numbers for all of the listed sections
 - Success Rate: Use the percentage displayed at the top of the green bar in the Success/Retention chart
 - Retention Rate: Use the percentage displayed at the top of the orange/brown bar in the Success/Retention chart



Success & Retention



College: LANEY

Term: Spring 17

Subject: ANTHR

Catalog_Nbr: All

College	Subject	Catalog_Nbr	Catalog Description	Master ID	Census	Total_Graded	Success	Success_Rate	Retained	Retention_Rate	Withdraw	Withdraw_Rate
LANEY	ANTHR	1	INTRO TO PHYSICAL ANTHRO	1172521674	37	37	18	48.6 %	34	91.9 %	3	8.1 %
LANEY	ANTHR	1	INTRO TO PHYSICAL ANTHRO	1172521679	38	38	19	50.0 %	24	63.2 %	14	36.8 %
LANEY	ANTHR	1	INTRO TO PHYSICAL ANTHRO	1172522974	36	35	19	54.3 %	27	75.0 %	8	22.9 %
LANEY	ANTHR	1	INTRO TO PHYSICAL ANTHRO	1172521673	41	41	25	61.0 %	34	82.9 %	7	17.1 %
LANEY	ANTHR	1	INTRO TO PHYSICAL ANTHRO	1172522718	39	39	25	64.1 %	31	79.5 %	8	20.5 %
LANEY	ANTHR	1L	PHYSICAL ANTHRO LAB	1172521675	20	20	12	60.0 %	14	70.0 %	6	30.0 %
LANEY	ANTHR	1L	PHYSICAL ANTHRO LAB	1172521677	25	25	17	68.0 %	22	88.0 %	3	12.0 %
LANEY	ANTHR	1L	PHYSICAL ANTHRO LAB	1172523362	41	41	35	85.4 %	36	87.8 %	5	12.2 %
LANEY	ANTHR	3	SOCIAL/CULTURAL ANTHRO	1172521676	39	39	16	41.0 %	25	64.1 %	14	35.9 %

Red:

Spreadsheet Attached: LANEY_INSTRUCTOR_HEADCOUNT_F18_09262018

- Head Count Faculty: See accompanying spreadsheet