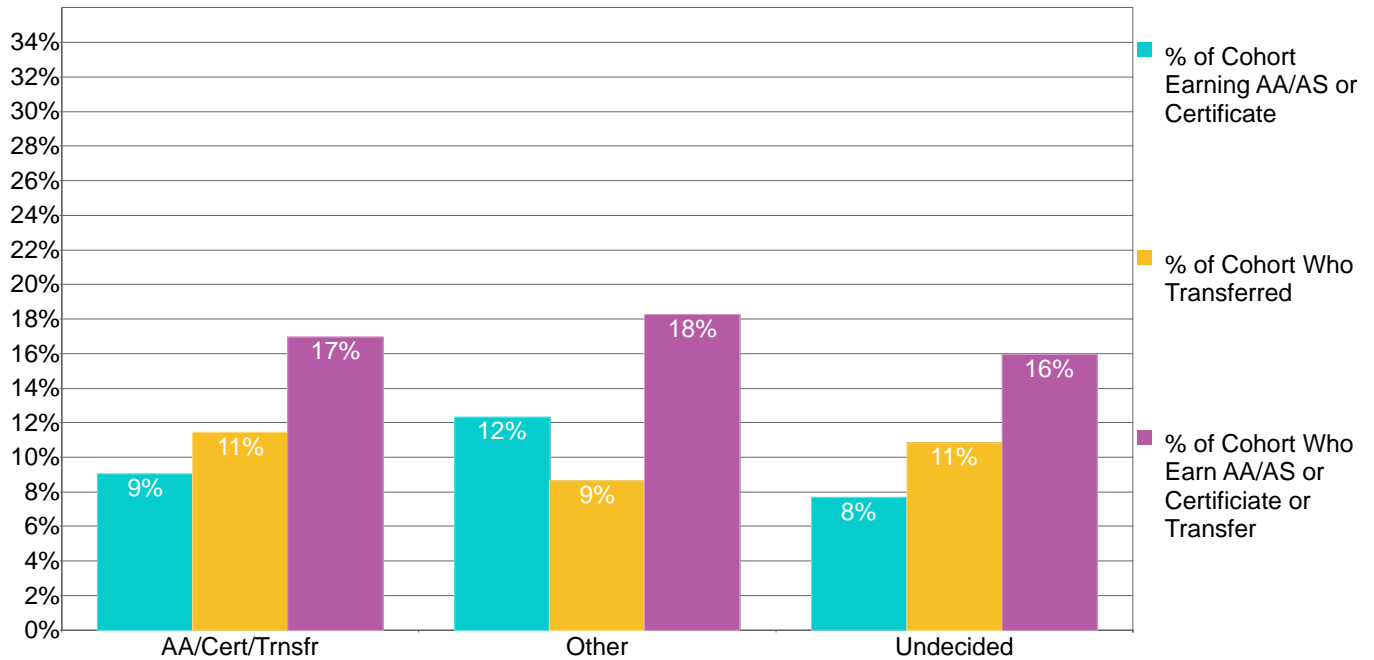


Laney College

Percentages of the Fall 2003 First-Time College Cohort Who Earn an AA/AS or Certificate or Transfer within Six Years, by Initial Goal Type



Count and Percentage Tracking of the Fall 2003 Cohort Who Earn an AA/AS or Certificate or Transfer within Six Years, by Initial Goal Type

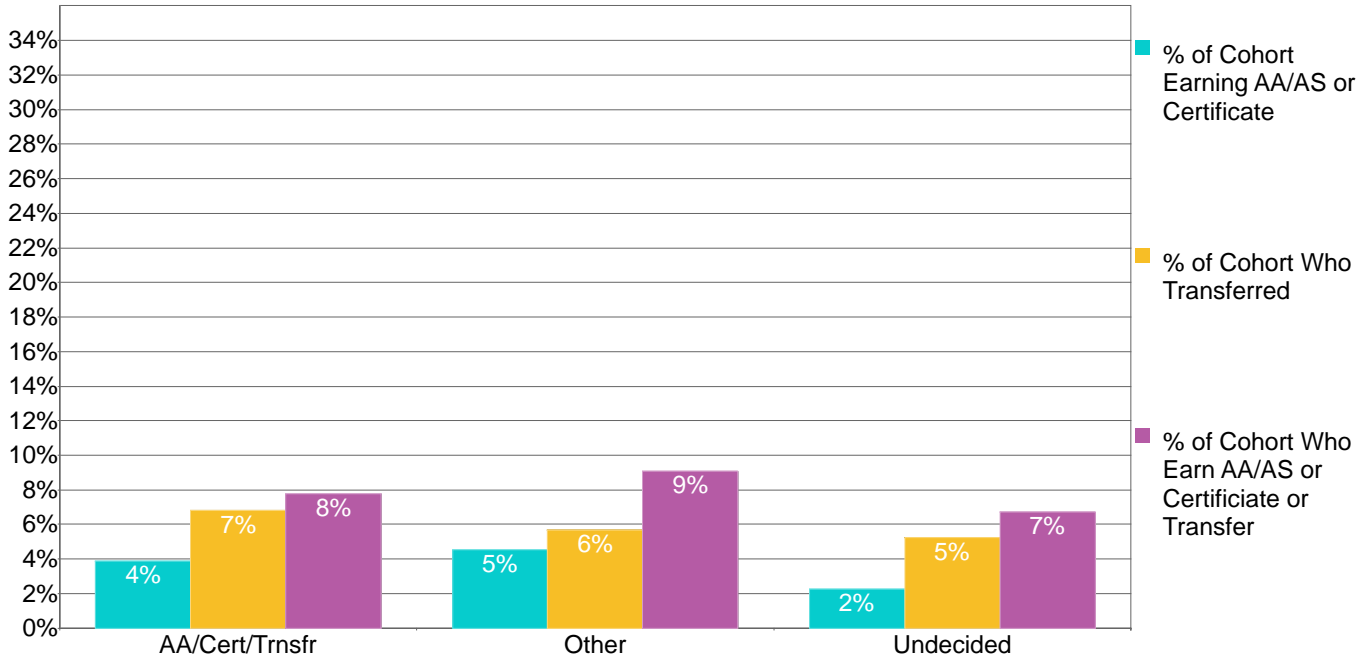
Initial Goal Type	Count of Fall Cohort	Count of Cohort Who Earn an AA/AS or Certificate	Percent of Cohort Who Earn an AA/AS or Certificate	Count of Cohort Who Transfer to 4-yr College	Percent of Cohort Who Transfer to 4-yr College	Count of Cohort Who Earn a Deg/ Cert or Transfer	Percent of Cohort Who Earn a Deg/ Cert or Transfer
AA/Cert/Trnsfr	874	79	9%	100	11%	148	17%
Other	520	64	12%	45	9%	95	18%
Undecided	922	71	8%	100	11%	147	16%
Totals	2,316	214	9%	245	11%	390	17%

Note: The cohort consists of Fall students enrolled at census with an Enrollment Status of "First-Time College" and with a Matriculation Status of "Matriculated." Students are divided into three groups based upon their Informed or Matriculation Goal; those who are "AA/Cert/Trnsfr," (i.e., those with the goals of either Transfer with or without an AA/AS, or an AA/AS General Education, or an AA/AS Vocational, or a Certificate), those with "Other" goals (comprised of non-degree or transfer goals, such as advancing in one's career), and those who are completely "Undecided" (those students without any indicated goal). Students are individually tracked to determine the number of the cohort who earn an AA/AS degree or a Certificate at any Peralta CCD college or who transfer to a 4-yr college within the indicated time period.

Source: Transfer figures derived from state Chancellor's Office ARCC files for Student Progress and Achievement by matching student ID's of ARCC cohort data (all available cohorts simultaneously) with those of the indicated College's fall entering cohort. ARCC data includes transfers to CSU, UC, and private and out-of-state colleges whose data is available in the National Student Clearinghouse. ARCC data does not specify the institution to which the student transferred.

Laney College

Percentages of the Latino Fall 2003 First-Time College Cohort Who Earn an AA/AS or Certificate or Transfer within Six Years by Initial Goal Type



Count and Percentage Tracking of the Fall 2003 Cohort Who Earn an AA/AS or Certificate or Transfer within Six Years, by Initial Goal Type

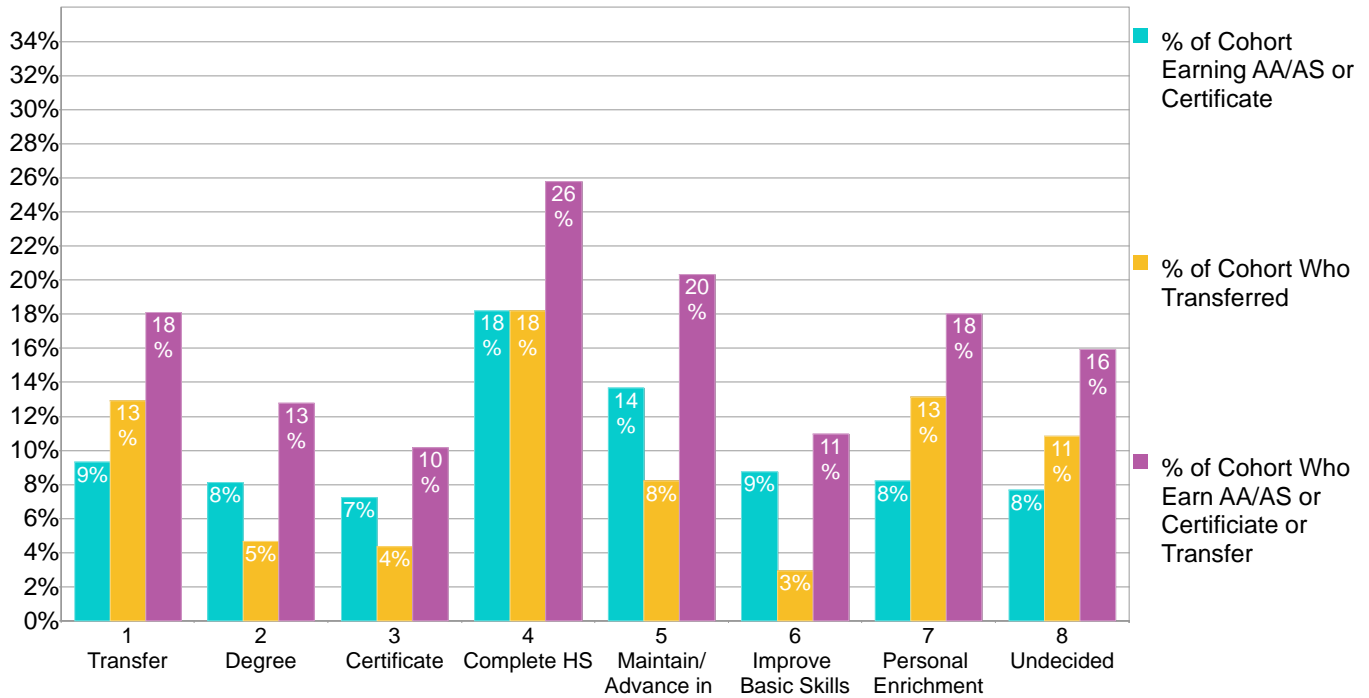
Initial Goal Type	Count of Fall Cohort	Count of Cohort Who Earn an AA/AS or Certificate	Percent of Cohort Who Earn an AA/AS or Certificate	Count of Cohort Who Transfer to 4-yr College	Percent of Cohort Who Transfer to 4-yr College	Count of Cohort Who Earn a Deg/ Cert or Transfer	Percent of Cohort Who Earn a Deg/ Cert or Transfer
AA/Cert/Trnsfr	874	4	0%	7	1%	8	1%
Other	520	4	1%	5	1%	8	2%
Undecided	922	3	0%	7	1%	9	1%
Totals	2,316	11	0%	19	1%	25	1%

Note: The cohort consists of Fall students enrolled at census with an Enrollment Status of "First-Time College" and with a Matriculation Status of "Matriculated." Students are divided into three groups based upon their Informed or Matriculation Goal; those who are "AA/Cert/Trnsfr," (i.e., those with the goals of either Transfer with or without an AA/AS, or an AA/AS General Education, or an AA/AS Vocational, or a Certificate), those with "Other" goals (comprised of non-degree or transfer goals, such as advancing in one's career), and those who are completely "Undecided" (those students without any indicated goal). Students are individually tracked to determine the number of the cohort who earn an AA/AS degree or a Certificate at any Peralta CCD college or who transfer to a 4-yr college within the indicated time period.

Source: Transfer figures derived from state Chancellor's Office ARCC files for Student Progress and Achievement by matching student ID's of ARCC cohort data (all available cohorts simultaneously) with those of the indicated College's fall entering cohort. ARCC data includes transfers to CSU, UC, and private and out-of-state colleges whose data is available in the National Student Clearinghouse. ARCC data does not specify the institution to which the student transferred.

Laney College

Percentages of the Fall 2003 First-Time College Cohort Who Earn an AA/AS or Certificate or Transfer within Six Years, by Initial Goal



Count and Percentage Tracking of the Fall 2003 Cohort Who Earn an AA/AS or Certificate or Transfer within Six Years, by Initial Goal

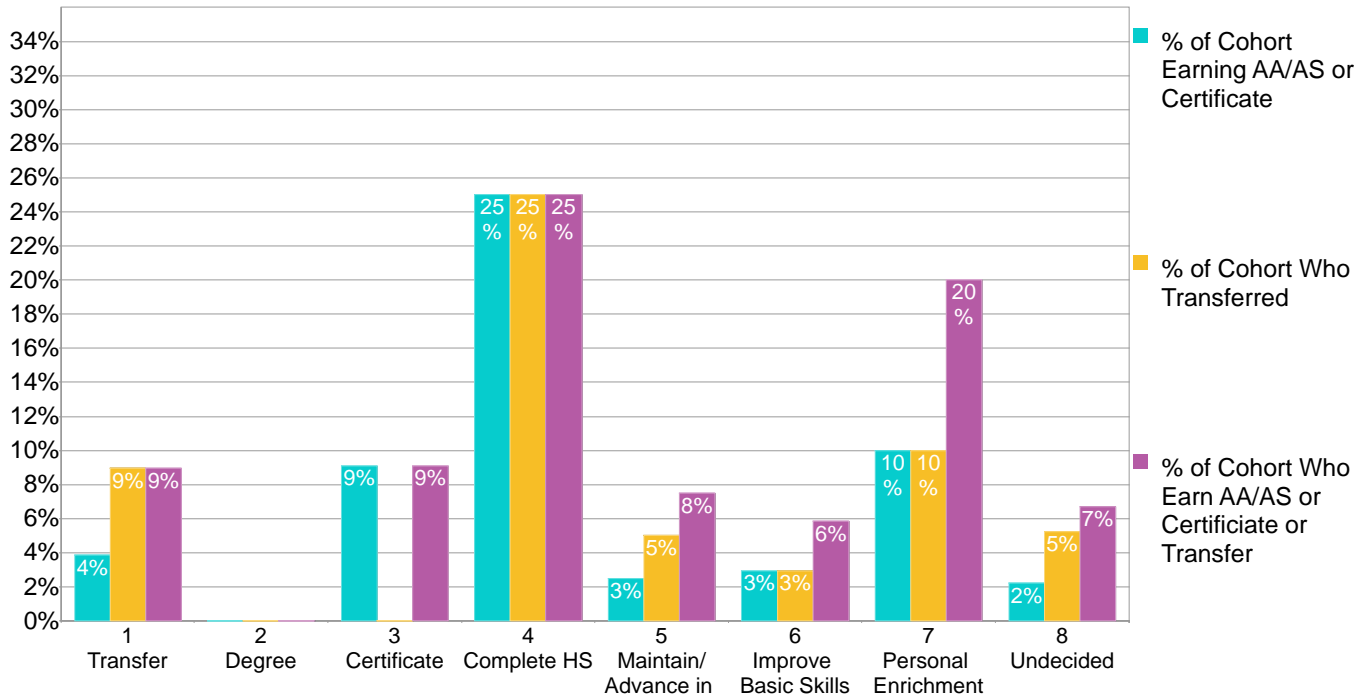
Initial Goal	Count of Fall Cohort	Count of Cohort Who Earn an AA/AS or Certificate	Percent of Cohort Who Earn an AA/AS or Certificate	Count of Cohort Who Transfer to 4-yr College	Percent of Cohort Who Transfer to 4-yr College	Count of Cohort Who Earn a Deg/ Cert or Transfer	Percent of Cohort Who Earn a Deg/ Cert or Transfer
Transfer	719	67	9%	93	13%	130	18%
Degree	86	7	8%	4	5%	11	13%
Certificate	69	5	7%	3	4%	7	10%
Complete HS	66	12	18%	12	18%	17	26%
Maintain/Advance in Job	256	35	14%	21	8%	52	20%
Improve Basic Skills	137	12	9%	4	3%	15	11%
Personal Enrichment	61	5	8%	8	13%	11	18%
Undecided	922	71	8%	100	11%	147	16%
Totals	2,316	214	9%	245	11%	390	17%

Note: The cohort consists of Fall students enrolled at census with an Enrollment Status of "First-Time College" and with a Matriculation Status of "Matriculated." Students are divided into groups based upon their Informed or Matriculation Goal. Students are individually tracked to determine the number of the cohort who earn an AA/AS degree or a Certificate at any Peralta CCD college or who transfer to a 4-yr college within the indicated time period.

Source: Transfer figures derived from state Chancellor's Office ARCC files for Student Progress and Achievement by matching student ID's of ARCC cohort data (all available cohorts simultaneously) with those of the indicated College's fall entering cohort. ARCC data includes transfers to CSU, UC, and private and out-of-state colleges whose data is available in the National Student Clearinghouse. ARCC data does not specify the institution to which the student transferred.

Laney College

Percentages of the Latino Fall 2003 First-Time College Cohort Who Earn an AA/AS or Certificate or Transfer within Six Years by Initial Goal



Count and Percentage Tracking of the Latino Fall 2003 Cohort Who Earn an AA/AS or Certificate or Transfer within Six Years by Initial Goal

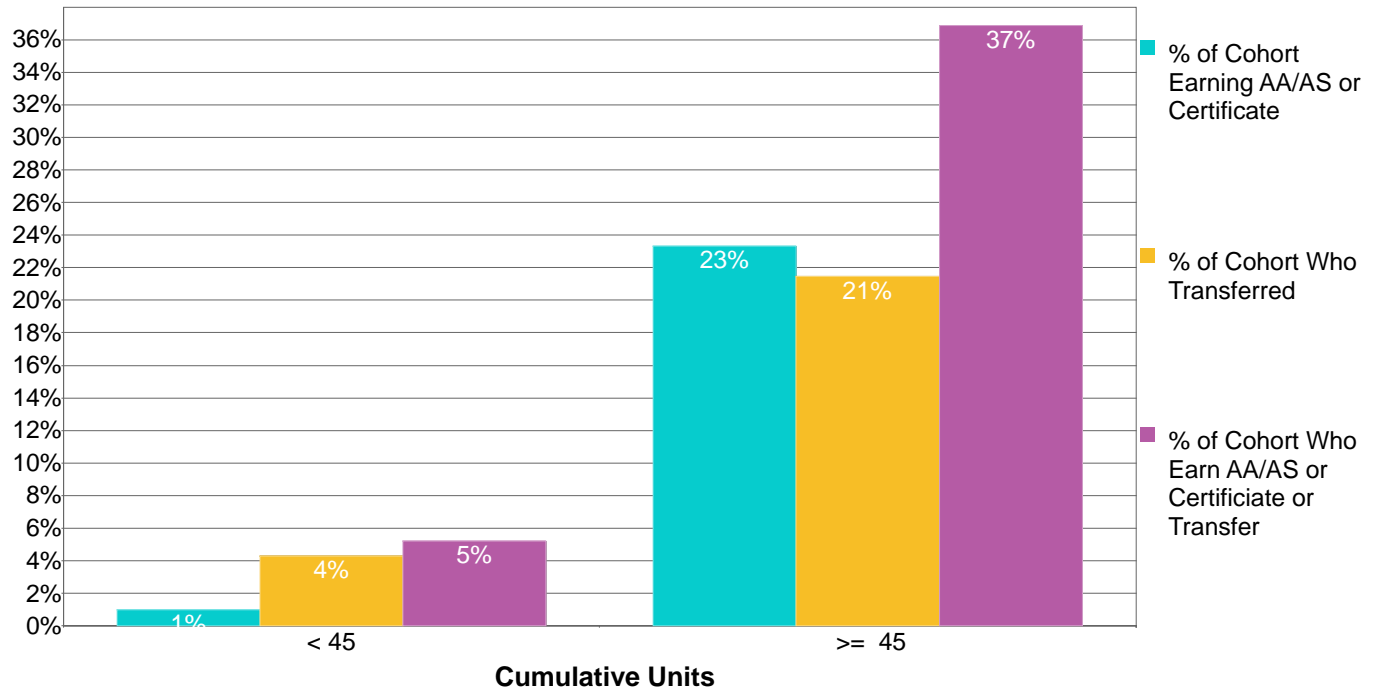
Initial Goal	Count of Fall Cohort	Count of Cohort Who Earn an AA/AS or Certificate	Percent of Cohort Who Earn an AA/AS or Certificate	Count of Cohort Who Transfer to 4-yr College	Percent of Cohort Who Transfer to 4-yr College	Count of Cohort Who Earn a Deg/ Cert or Transfer	Percent of Cohort Who Earn a Deg/ Cert or Transfer
Transfer	78	3	4%	7	9%	7	9%
Degree	14	0	0%	0	0%	0	0%
Certificate	11	1	9%	0	0%	1	9%
Complete HS	4	1	25%	1	25%	1	25%
Maintain/Advance in Job	40	1	3%	2	5%	3	8%
Improve Basic Skills	34	1	3%	1	3%	2	6%
Personal Enrichment	10	1	10%	1	10%	2	20%
Undecided	134	3	2%	7	5%	9	7%
Totals	325	11	3%	19	6%	25	8%

Note: The cohort consists of Fall students enrolled at census with an Enrollment Status of "First-Time College" and with a Matriculation Status of "Matriculated." Students are divided into groups based upon their Informed or Matriculation Goal. Students are individually tracked to determine the number of the cohort who earn an AA/AS degree or a Certificate at any Peralta CCD college or who transfer to a 4-yr college within the indicated time period.

Source: Transfer figures derived from state Chancellor's Office ARCC files for Student Progress and Achievement by matching student ID's of ARCC cohort data (all available cohorts simultaneously) with those of the indicated College's fall entering cohort. ARCC data includes transfers to CSU, UC, and private and out-of-state colleges whose data is available in the National Student Clearinghouse. ARCC data does not specify the institution to which the student transferred.

Laney College

Percentages of the Fall 2003 First-Time College Cohort Who Earn an AA/AS or Certificate or Transfer within Six Years by Cumulative Attempted Units



Count and Percentage Tracking of the Fall 2003 Cohort Who Earn an AA/AS or Certificate or Transfer within Six Years by Cumulative Attempted Units

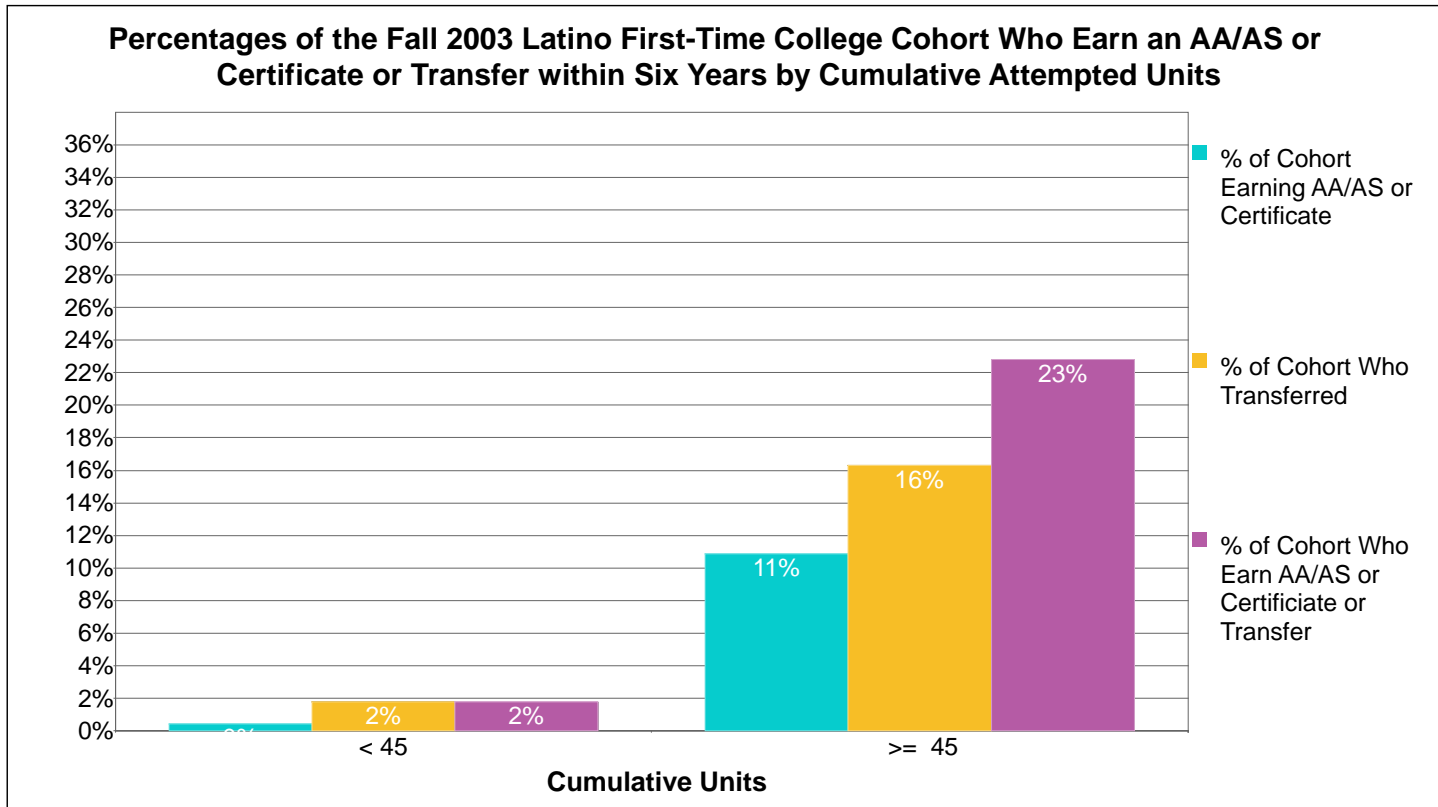
Cumulative Units Attempted by Cohort	Count of Cohort	Percent of Cohort	Count of Cohort Who Earn an AA/AS or Certificate	Percent of Cohort Who Earn an AA/AS or Certificate	Count of Cohort Who Transfer to 4-yr College	Percent of Cohort Who Transfer to 4-yr College	Count of Cohort Who Earn a Deg/ Cert or Transfer	Percent of Cohort Who Earn a Deg/ Cert or Transfer
< 45	1,425	59%	14	1%	61	4%	74	5%
>= 45	857	41%	200	23%	184	21%	316	37%
Totals	2,282	100%	214	9%	245	11%	390	17%

Note: The total cohort count may be somewhat smaller than the corresponding total displayed in other tracking analyses due to matching with classes taken. Some in the original cohort entered but did not take any classes that counted for attempted units.

Note: The cohort consists of Fall students enrolled at census with an Enrollment Status of "First-Time College" and with a Matriculation Status of "Matriculated." Students are divided into groups based upon the cumulative number of units attempted within the district. Students are individually tracked to determine the number of the cohort who earn an AA/AS degree or a Certificate at any Peralta CCD college or who transfer to a 4-yr college within the indicated time period.

Source: Transfer figures derived from state Chancellor's Office ARCC files for Student Progress and Achievement by matching student ID's of ARCC cohort data (all available cohorts simultaneously) with those of the indicated College's fall entering cohort. ARCC data includes transfers to CSU, UC, and private and out-of-state colleges whose data is available in the National Student Clearinghouse. ARCC data does not specify the institution to which the student transferred nor periods less than six years.

Laney College



Count and Percentage Tracking of the Fall 2003 Latino Cohort Who Earn an AA/AS or Certificate or Transfer within Six Years by Cumulative Attempted Units

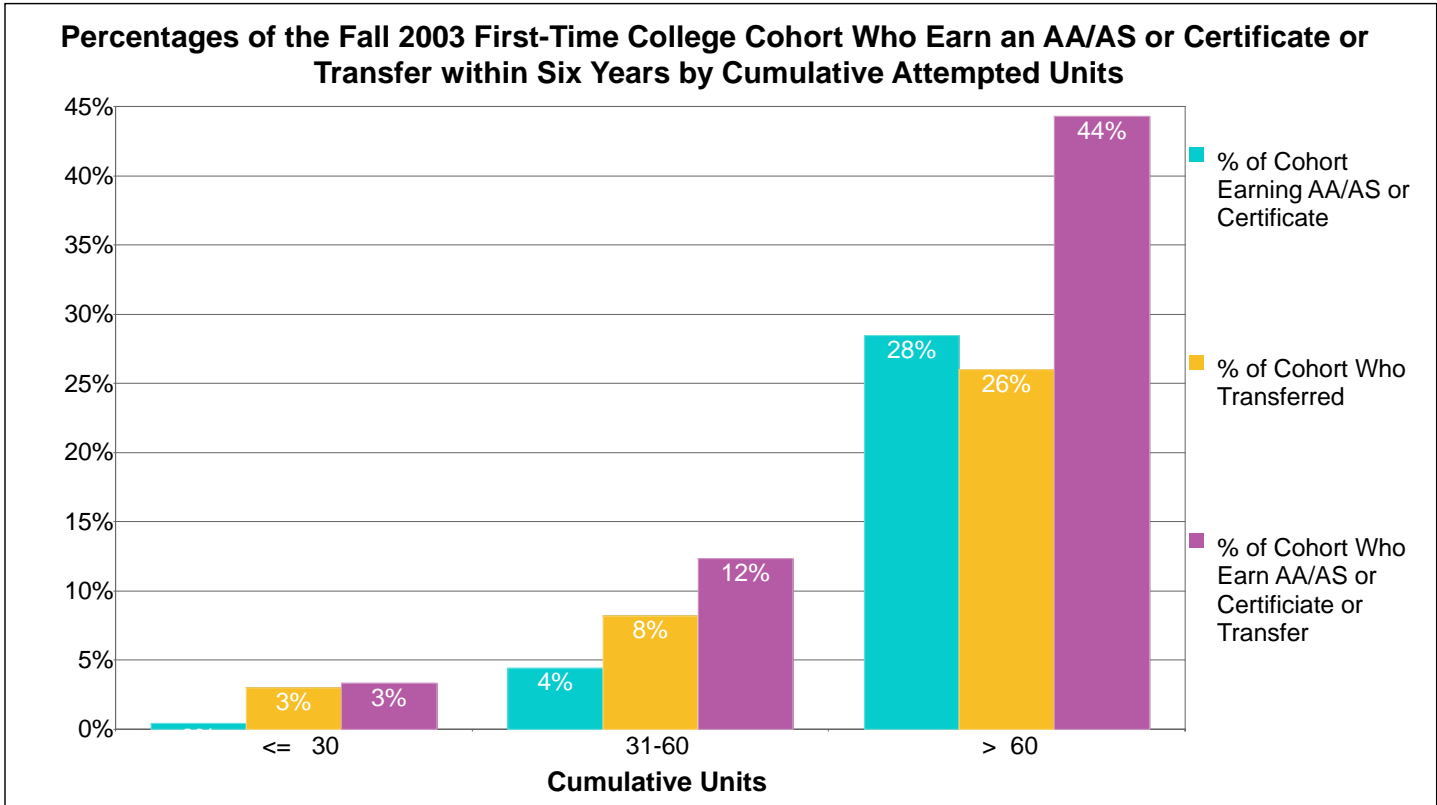
Cumulative Units Attempted by Cohort	Count of Cohort	Percent of Cohort	Count of Cohort Who Earn an AA/AS or Certificate	Percent of Cohort Who Earn an AA/AS or Certificate	Count of Cohort Who Transfer to 4-yr College	Percent of Cohort Who Transfer to 4-yr College	Count of Cohort Who Earn a Deg/ Cert or Transfer	Percent of Cohort Who Earn a Deg/ Cert or Transfer
< 45	226	70%	1	0%	4	2%	4	2%
>= 45	92	30%	10	11%	15	16%	21	23%
Totals	318	100%	11	3%	19	6%	25	8%

Note: The total cohort count may be somewhat smaller than the corresponding total displayed in other tracking analyses due to matching with classes taken. Some in the original cohort entered but did not take any classes that counted for attempted units.

Note: The cohort consists of Fall students enrolled at census with an Enrollment Status of "First-Time College" and with a Matriculation Status of "Matriculated." Students are divided into groups based upon the cumulative number of units attempted within the district. Students are individually tracked to determine the number of the cohort who earn an AA/AS degree or a Certificate at any Peralta CCD college or who transfer to a 4-yr college within the indicated time period.

Source: Transfer figures derived from state Chancellor's Office ARCC files for Student Progress and Achievement by matching student ID's of ARCC cohort data (all available cohorts simultaneously) with those of the indicated College's fall entering cohort. ARCC data includes transfers to CSU, UC, and private and out-of-state colleges whose data is available in the National Student Clearinghouse. ARCC data does not specify the institution to which the student transferred nor periods less than six years.

Laney College



Count and Percentage Tracking of the Fall 2003 Cohort Who Earn an AA/AS or Certificate or Transfer within Six Years by Cumulative Attempted Units

Cumulative Units Attempted by Cohort	Count of Cohort	Percent of Cohort	Count of Cohort Who Earn an AA/AS or Certificate	Percent of Cohort Who Earn an AA/AS or Certificate	Count of Cohort Who Transfer to 4-yr College	Percent of Cohort Who Transfer to 4-yr College	Count of Cohort Who Earn a Deg/ Cert or Transfer	Percent of Cohort Who Earn a Deg/ Cert or Transfer
<= 30	1,143	50%	5	0%	34	3%	38	3%
31-60	478	21%	21	4%	39	8%	59	12%
> 60	661	29%	188	28%	172	26%	293	44%
Totals	2,282	100%	214	9%	245	11%	390	17%

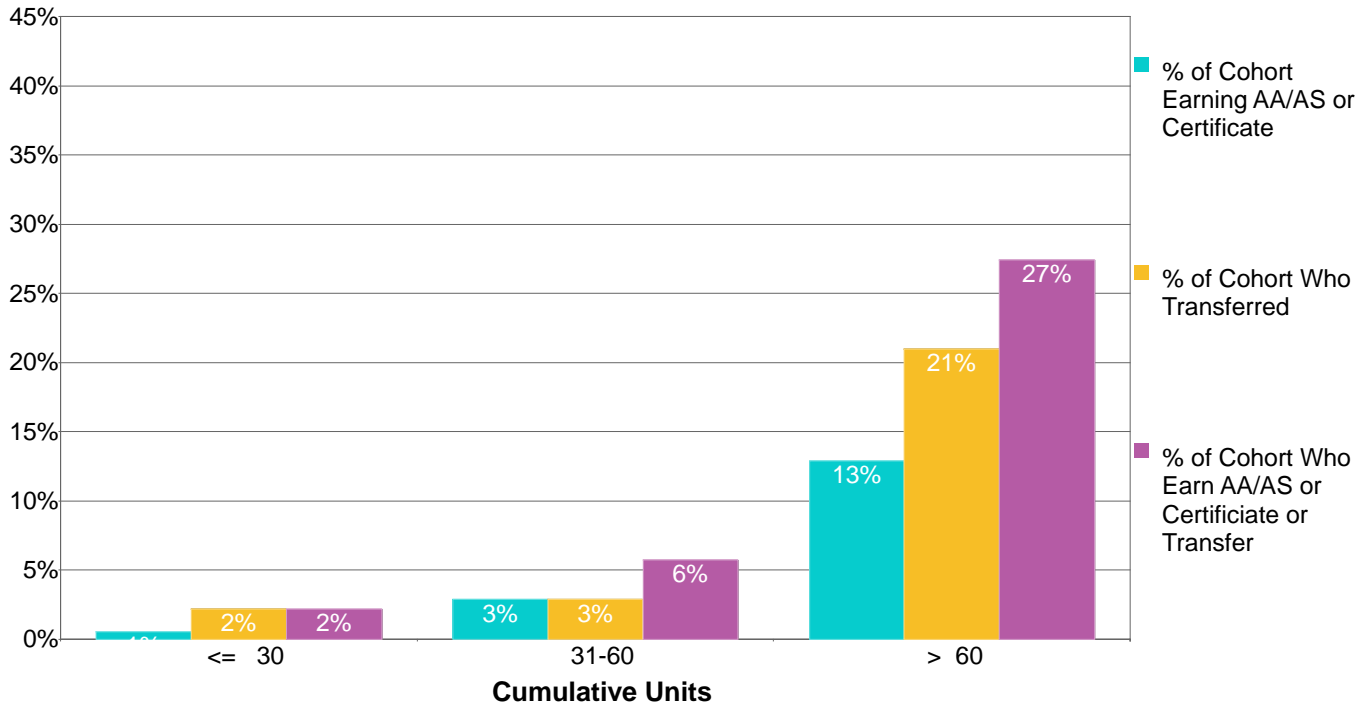
Note: The total cohort count may be somewhat smaller than the corresponding total displayed in other tracking analyses due to matching with classes taken. Some in the original cohort entered but did not take any classes that counted for attempted units.

Note: The cohort consists of Fall students enrolled at census with an Enrollment Status of "First-Time College" and with a Matriculation Status of "Matriculated." Students are divided into groups based upon the cumulative number of units attempted within the district. Students are individually tracked to determine the number of the cohort who earn an AA/AS degree or a Certificate at any Peralta CCD college or who transfer to a 4-yr college within the indicated time period.

Source: Transfer figures derived from state Chancellor's Office ARCC files for Student Progress and Achievement by matching student ID's of ARCC cohort data (all available cohorts simultaneously) with those of the indicated College's fall entering cohort. ARCC data includes transfers to CSU, UC, and private and out-of-state colleges whose data is available in the National Student Clearinghouse. ARCC data does not specify the institution to which the student transferred nor periods less than six years.

Laney College

Percentages of the Fall 2003 Latino First-Time College Cohort Who Earn an AA/AS or Certificate or Transfer within Six Years by Cumulative Attempted Units



Count and Percentage Tracking of the Fall 2003 Latino Cohort Who Earn an AA/AS or Certificate or Transfer within Six Years by Cumulative Attempted Units

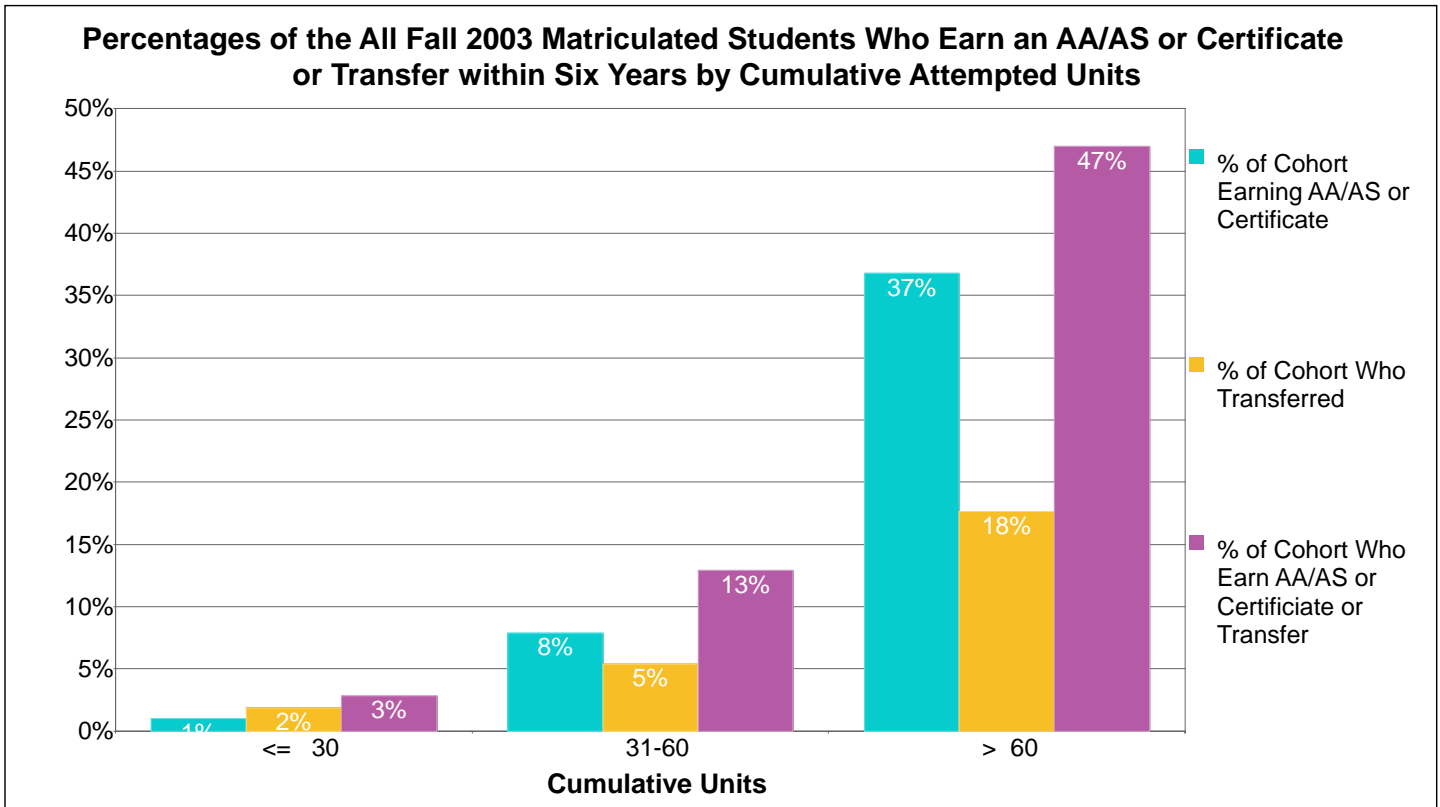
Cumulative Units Attempted by Cohort	Count of Cohort	Percent of Cohort	Count of Cohort Who Earn an AA/AS or Certificate	Percent of Cohort Who Earn an AA/AS or Certificate	Count of Cohort Who Transfer to 4-yr College	Percent of Cohort Who Transfer to 4-yr College	Count of Cohort Who Earn a Deg/ Cert or Transfer	Percent of Cohort Who Earn a Deg/ Cert or Transfer
<= 30	186	58%	1	1%	4	2%	4	2%
31-60	70	22%	2	3%	2	3%	4	6%
> 60	62	19%	8	13%	13	21%	17	27%
Totals	318	100%	11	3%	19	6%	25	8%

Note: The total cohort count may be somewhat smaller than the corresponding total displayed in other tracking analyses due to matching with classes taken. Some in the original cohort entered but did not take any classes that counted for attempted units.

Note: The cohort consists of Fall students enrolled at census with an Enrollment Status of "First-Time College" and with a Matriculation Status of "Matriculated." Students are divided into groups based upon the cumulative number of units attempted within the district. Students are individually tracked to determine the number of the cohort who earn an AA/AS degree or a Certificate at any Peralta CCD college or who transfer to a 4-yr college within the indicated time period.

Source: Transfer figures derived from state Chancellor's Office ARCC files for Student Progress and Achievement by matching student ID's of ARCC cohort data (all available cohorts simultaneously) with those of the indicated College's fall entering cohort. ARCC data includes transfers to CSU, UC, and private and out-of-state colleges whose data is available in the National Student Clearinghouse. ARCC data does not specify the institution to which the student transferred nor periods less than six years.

Laney College



Count and Percentage Tracking of All Fall 2003 Matriculated Students Who Earn an AA/AS or Certificate or Transfer within Six Years by Cumulative Attempted Units

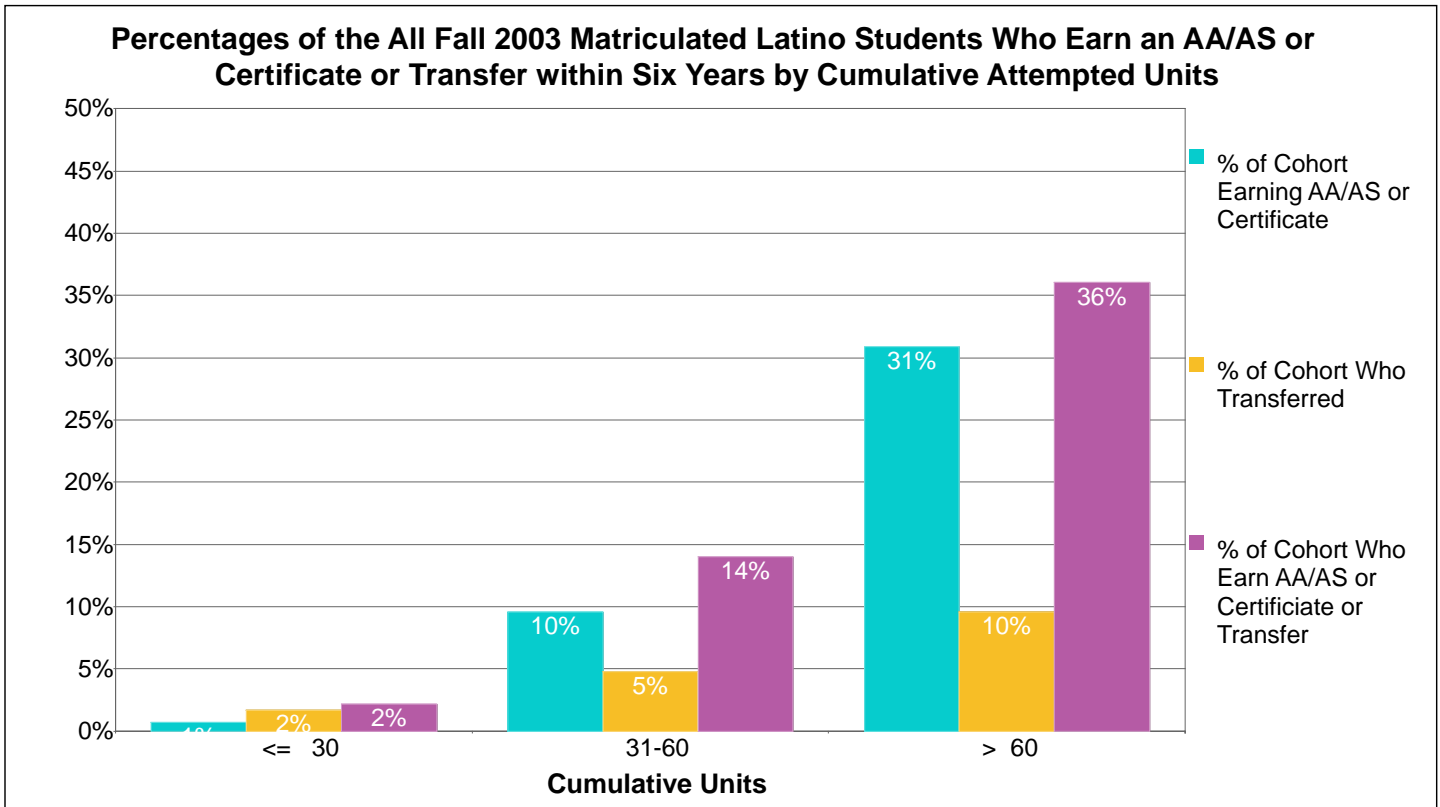
Cumulative Units Attempted by Cohort	Count of Cohort	Percent of Cohort	Count of Cohort Who Earn an AA/AS or Certificate	Percent of Cohort Who Earn an AA/AS or Certificate	Count of Cohort Who Transfer to 4-yr College	Percent of Cohort Who Transfer to 4-yr College	Count of Cohort Who Earn a Deg/ Cert or Transfer	Percent of Cohort Who Earn a Deg/ Cert or Transfer
<= 30	2,511	26%	25	1%	47	2%	71	3%
31-60	2,108	22%	166	8%	114	5%	272	13%
> 60	5,005	52%	1,841	37%	885	18%	2,353	47%
Totals	9,624	100%	2,032	21%	1,046	11%	2,696	28%

Note: The total cohort count may be somewhat smaller than the corresponding total displayed in other tracking analyses due to matching with classes taken. Some in the original cohort entered but did not take any classes that counted for attempted units.

Note: The cohort consists of all Fall students enrolled at census with a Matriculation Status of "Matriculated." Students are divided into groups based upon the cumulative number of units attempted within the district. Students are individually tracked to determine the number of the cohort who earn an AA/AS degree or a Certificate at any Peralta CCD college or who transfer to a 4-yr college within the indicated time period.

Source: Transfer figures derived from state Chancellor's Office ARCC files for Student Progress and Achievement by matching student ID's of ARCC cohort data (all available cohorts simultaneously) with those of the indicated College's fall entering cohort. ARCC data includes transfers to CSU, UC, and private and out-of-state colleges whose data is available in the National Student Clearinghouse. ARCC data does not specify the institution to which the student transferred nor periods less than six years.

Laney College



Count and Percentage Tracking of All Fall 2003 Matriculated Latino Students Who Earn an AA/AS or Certificate or Transfer within Six Years by Cumulative Attempted Units

Cumulative Units Attempted by Cohort	Count of Cohort	Percent of Cohort	Count of Cohort Who Earn an AA/AS or Certificate	Percent of Cohort Who Earn an AA/AS or Certificate	Count of Cohort Who Transfer to 4-yr College	Percent of Cohort Who Transfer to 4-yr College	Count of Cohort Who Earn a Deg/ Cert or Transfer	Percent of Cohort Who Earn a Deg/ Cert or Transfer
<= 30	412	31%	3	1%	7	2%	9	2%
31-60	335	26%	32	10%	16	5%	47	14%
> 60	563	43%	174	31%	54	10%	203	36%
Totals	1,310	100%	209	16%	77	6%	259	20%

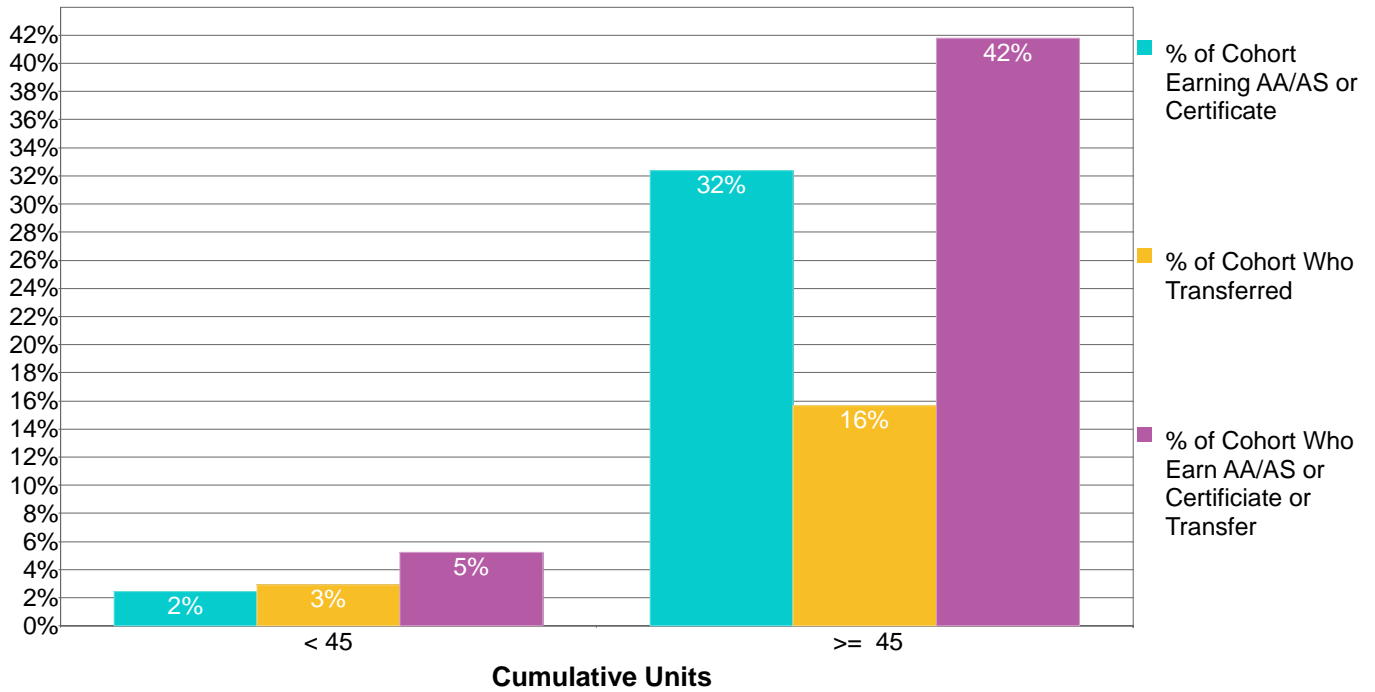
Note: The total cohort count may be somewhat smaller than the corresponding total displayed in other tracking analyses due to matching with classes taken. Some in the original cohort entered but did not take any classes that counted for attempted units.

Note: The cohort consists of all Fall students enrolled at census with a Matriculation Status of "Matriculated." Students are divided into groups based upon the cumulative number of units attempted within the district. Students are individually tracked to determine the number of the cohort who earn an AA/AS degree or a Certificate at any Peralta CCD college or who transfer to a 4-yr college within the indicated time period.

Source: Transfer figures derived from state Chancellor's Office ARCC files for Student Progress and Achievement by matching student ID's of ARCC cohort data (all available cohorts simultaneously) with those of the indicated College's fall entering cohort. ARCC data includes transfers to CSU, UC, and private and out-of-state colleges whose data is available in the National Student Clearinghouse. ARCC data does not specify the institution to which the student transferred nor periods less than six years.

Laney College

Percentages of the All Fall 2003 Matriculated Students Who Earn an AA/AS or Certificate or Transfer within Six Years by Cumulative Attempted Units



Count and Percentage Tracking of All Fall 2003 Matriculated Students Who Earn an AA/AS or Certificate or Transfer within Six Years by Cumulative Attempted Units

Cumulative Units Attempted by Cohort	Count of Cohort	Percent of Cohort	Count of Cohort Who Earn an AA/AS or Certificate	Percent of Cohort Who Earn an AA/AS or Certificate	Count of Cohort Who Transfer to 4-yr College	Percent of Cohort Who Transfer to 4-yr College	Count of Cohort Who Earn a Deg/ Cert or Transfer	Percent of Cohort Who Earn a Deg/ Cert or Transfer
< 45	3,623	33%	89	2%	105	3%	190	5%
>= 45	6,001	67%	1,943	32%	941	16%	2,506	42%
Totals	9,624	100%	2,032	21%	1,046	11%	2,696	28%

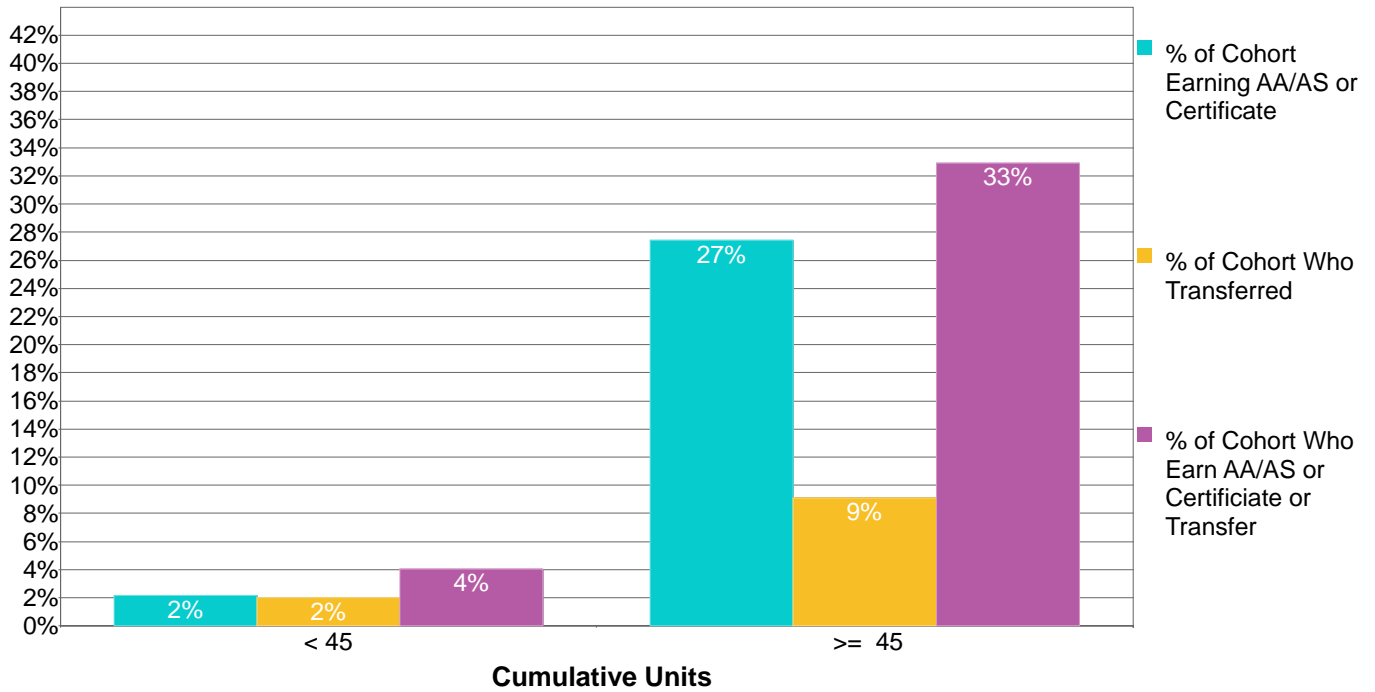
Note: The total cohort count may be somewhat smaller than the corresponding total displayed in other tracking analyses due to matching with classes taken. Some in the original cohort entered but did not take any classes that counted for attempted units.

Note: The cohort consists of all Fall students enrolled at census with a Matriculation Status of "Matriculated." Students are divided into groups based upon the cumulative number of units attempted within the district. Students are individually tracked to determine the number of the cohort who earn an AA/AS degree or a Certificate at any Peralta CCD college or who transfer to a 4-yr college within the indicated time period.

Source: Transfer figures derived from state Chancellor's Office ARCC files for Student Progress and Achievement by matching student ID's of ARCC cohort data (all available cohorts simultaneously) with those of the indicated College's fall entering cohort. ARCC data includes transfers to CSU, UC, and private and out-of-state colleges whose data is available in the National Student Clearinghouse. ARCC data does not specify the institution to which the student transferred nor periods less than six years.

Laney College

Percentages of the All Fall 2003 Matriculated Latino Students Who Earn an AA/AS or Certificate or Transfer within Six Years by Cumulative Attempted Units



Count and Percentage Tracking of All Fall 2003 Matriculated Latino Students Who Earn an AA/AS or Certificate or Transfer within Six Years by Cumulative Attempted Units

Cumulative Units Attempted by Cohort	Count of Cohort	Percent of Cohort	Count of Cohort Who Earn an AA/AS or Certificate	Percent of Cohort Who Earn an AA/AS or Certificate	Count of Cohort Who Transfer to 4-yr College	Percent of Cohort Who Transfer to 4-yr College	Count of Cohort Who Earn a Deg/ Cert or Transfer	Percent of Cohort Who Earn a Deg/ Cert or Transfer
< 45	596	41%	13	2%	12	2%	24	4%
>= 45	714	59%	196	27%	65	9%	235	33%
Totals	1,310	100%	209	16%	77	6%	259	20%

Note: The total cohort count may be somewhat smaller than the corresponding total displayed in other tracking analyses due to matching with classes taken. Some in the original cohort entered but did not take any classes that counted for attempted units.

Note: The cohort consists of all Fall students enrolled at census with a Matriculation Status of "Matriculated." Students are divided into groups based upon the cumulative number of units attempted within the district. Students are individually tracked to determine the number of the cohort who earn an AA/AS degree or a Certificate at any Peralta CCD college or who transfer to a 4-yr college within the indicated time period.

Source: Transfer figures derived from state Chancellor's Office ARCC files for Student Progress and Achievement by matching student ID's of ARCC cohort data (all available cohorts simultaneously) with those of the indicated College's fall entering cohort. ARCC data includes transfers to CSU, UC, and private and out-of-state colleges whose data is available in the National Student Clearinghouse. ARCC data does not specify the institution to which the student transferred nor periods less than six years.