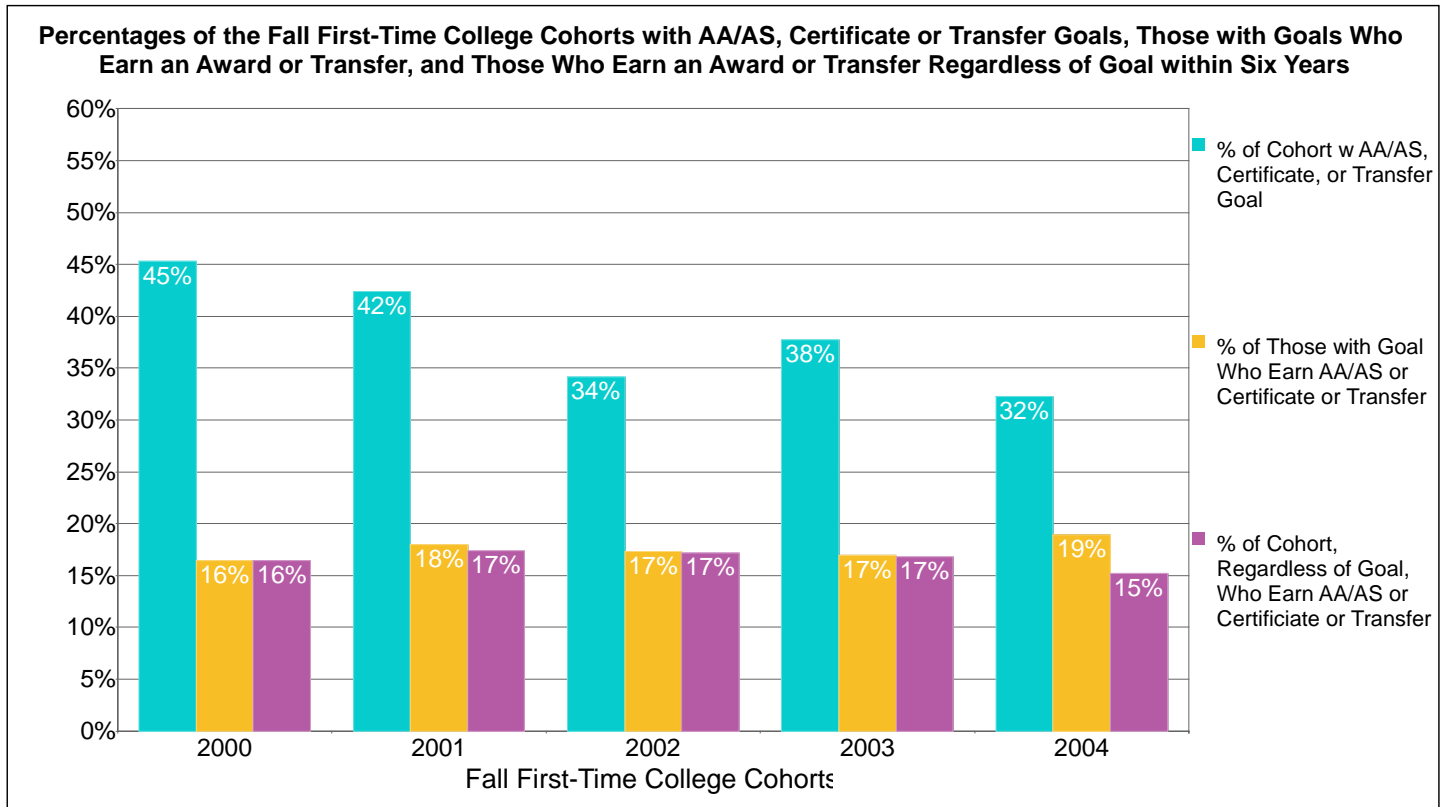


Laney College



Count and Percentage Tracking of the Fall Matriculated First-Time College Cohort for AA/AS, Certificate, or Transfer Goal and Those Who Earn an AA/AS or Certificate or Transfer within Six Years

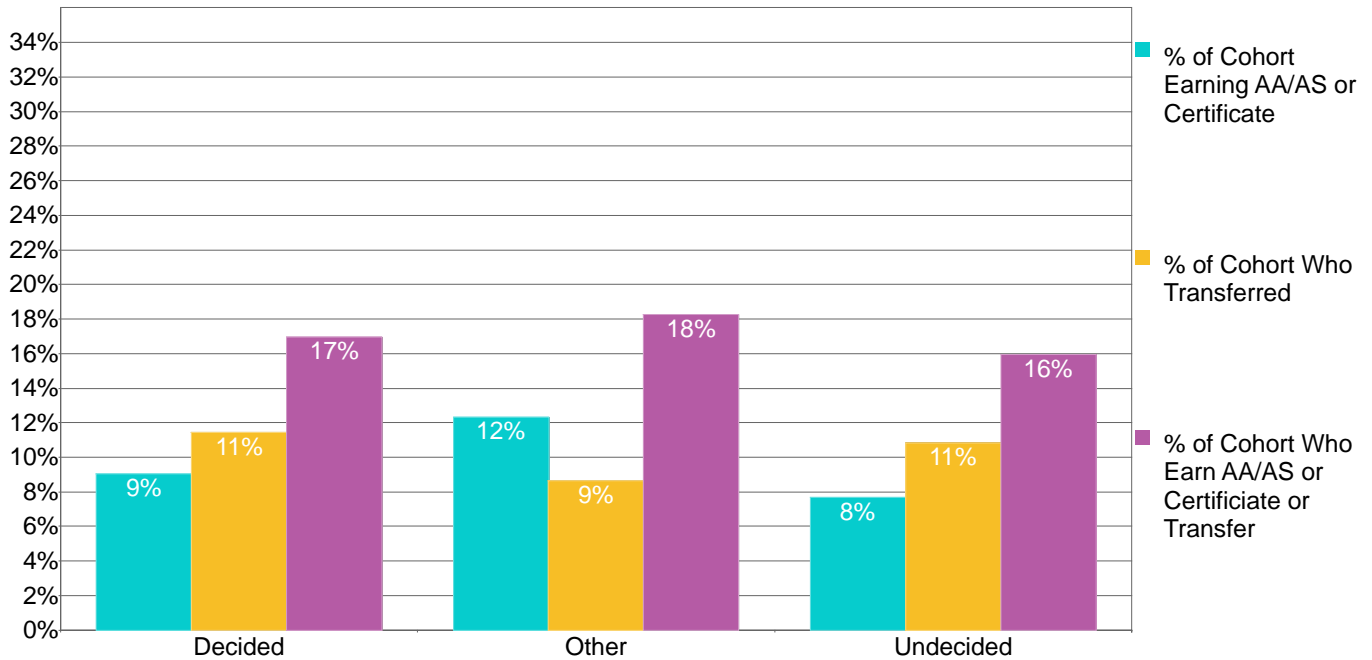
Fall Cohort	Count of Fall Cohort	Count of Cohort with AA/AS, Certificate or Transfer Goal	Percent of Cohort with AA/AS, Certificate or Transfer Goal	Count of Those with Goal Who Earn an AA/AS, Certificate or Transfer	Percent of Those with Goal Who Earn an AA/AS, Certificate or Transfer	Count of Cohort, Regardless of Goal, Who Earn an AA/AS or Certificate	Percent of Cohort, Regardless of Goal, Who Earn an AA/AS or Certificate	Count of Cohort, Regardless of Goal, Who Trnsfr to 4-yr College	Percent of Cohort, Regardless of Goal, Who Transfer to 4-yr College	Count of Cohort, Regardless of Goal, Who Earn a Deg/Cert or Transfer	Percent of Cohort, Regardless of Goal, Who Earn a Deg/Cert or Transfer
2000	2,158	977	45%	161	16%	225	10%	202	9%	355	16%
2001	2,045	867	42%	156	18%	193	9%	217	11%	355	17%
2002	2,299	786	34%	136	17%	229	10%	240	10%	395	17%
2003	2,316	873	38%	148	17%	214	9%	245	11%	390	17%
2004	2,079	670	32%	127	19%	178	9%	198	10%	316	15%
Totals	10,897	4,173	38%	728	17%	1,039	10%	1,102	10%	1,811	17%

Note: Cohorta consists of Fall students enrolled at census with an Enrollment Status of "First-Time College" and with a Matriculation Status of "Matriculated." The student's goal is the Informed or Matriculation Goal with values of 1, 2, 3, 4, or 5, i.e., the goals of Transfer with or without an AA/AS, AA/AS General Education, AA/AS Vocational, or Certificate. Students are individually tracked to determine the number of the cohort, the number of those with the indicated goals who earn an AA/AS degree or Certificate at any Peralta CCD college or transfer to a 4-yr college, and the number who, regardless of goal, earn an AA/AS degree or Certificate at any Peralta CCD college or transfer to a 4-yr college within the indicated number of years.

Source: Transfer figures detrired from state Chancellor's Office ARCC files for Student Progress and Achievement by matching student ID's of ARCC cohort data (all available cohorts simultaneously) with those of the indicated College's fall entering cohort. ARCC data includes transfers to CSU, UC, and private and out-of-state colleges whose data is available in the National Student Clearinghouse. ARCC data does not specify the institution to which the student transferred.

Laney College

Percentages of the Fall 2003 First-Time College Cohort Who Earn an AA/AS or Certificate or Transfer within Six Years, by Initial Goal Type



Count and Percentage Tracking of the Fall 2003 Cohort Who Earn an AA/AS or Certificate or Transfer within Six Years, by Initial Goal Type

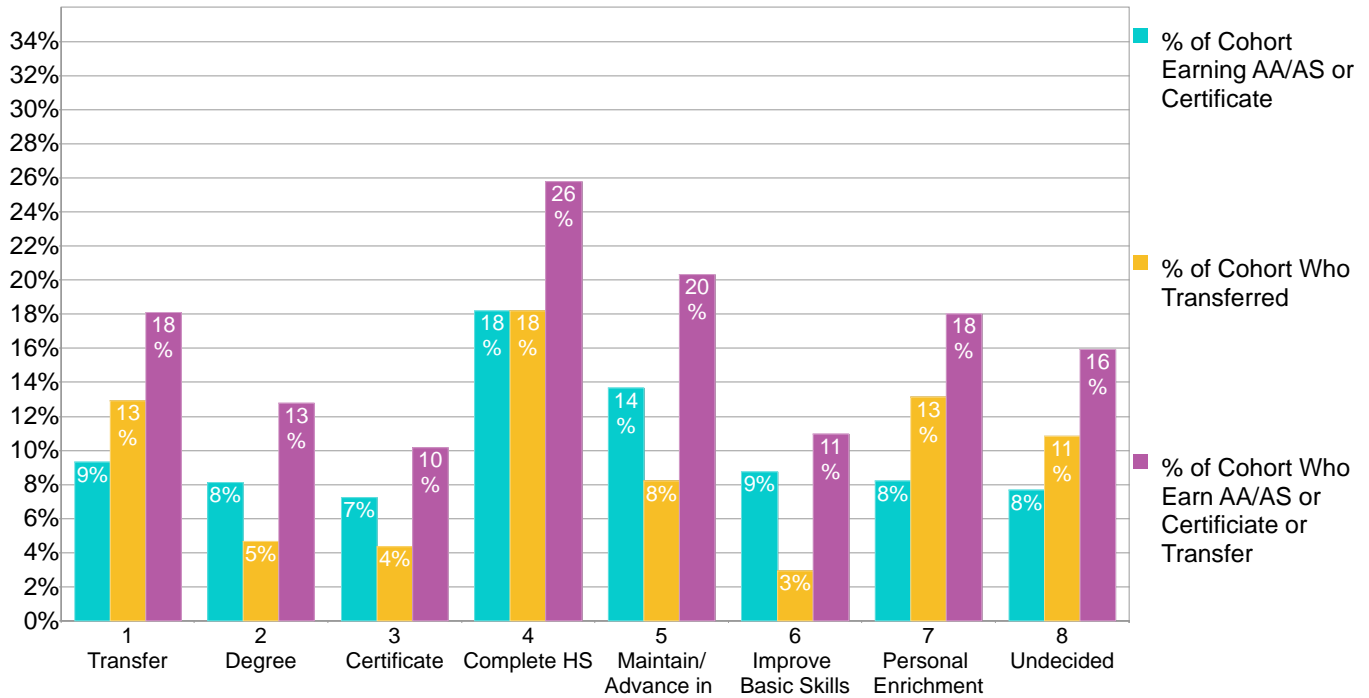
Initial Goal Type	Count of Fall Cohort	Count of Cohort Who Earn an AA/AS or Certificate	Percent of Cohort Who Earn an AA/AS or Certificate	Count of Cohort Who Transfer to 4-yr College	Percent of Cohort Who Transfer to 4-yr College	Count of Cohort Who Earn a Deg/Cert or Transfer	Percent of Cohort Who Earn a Deg/Cert or Transfer
Decided	874	79	9%	100	11%	148	17%
Other	520	64	12%	45	9%	95	18%
Undecided	922	71	8%	100	11%	147	16%
Totals	2,316	214	9%	245	11%	390	17%

Note: The cohort consists of Fall students enrolled at census with an Enrollment Status of "First-Time College" and with a Matriculation Status of "Matriculated." Students are divided into three groups based upon their Informed or Matriculation Goal; those who are "Decided," (i.e., those with the goals of either Transfer with or without an AA/AS, or an AA/AS General Education, or an AA/AS Vocational, or a Certificate), those with "Other" goals (comprised of non-degree or transfer goals, such as advancing in one's career), and those who are completely "Undecided" (those students without any indicated goal). Students are individually tracked to determine the number of the cohort who earn an AA/AS degree or a Certificate at any Peralta CCD college or who transfer to a 4-yr college within the indicated time period.

Source: Transfer figures derived from state Chancellor's Office ARCC files for Student Progress and Achievement by matching student ID's of ARCC cohort data (all available cohorts simultaneously) with those of the indicated College's fall entering cohort. ARCC data includes transfers to CSU, UC, and private and out-of-state colleges whose data is available in the National Student Clearinghouse. ARCC data does not specify the institution to which the student transferred.

Laney College

Percentages of the Fall 2003 First-Time College Cohort Who Earn an AA/AS or Certificate or Transfer within Six Years, by Initial Goal



Count and Percentage Tracking of the Fall 2003 Cohort Who Earn an AA/AS or Certificate or Transfer within Six Years, by Initial Goal

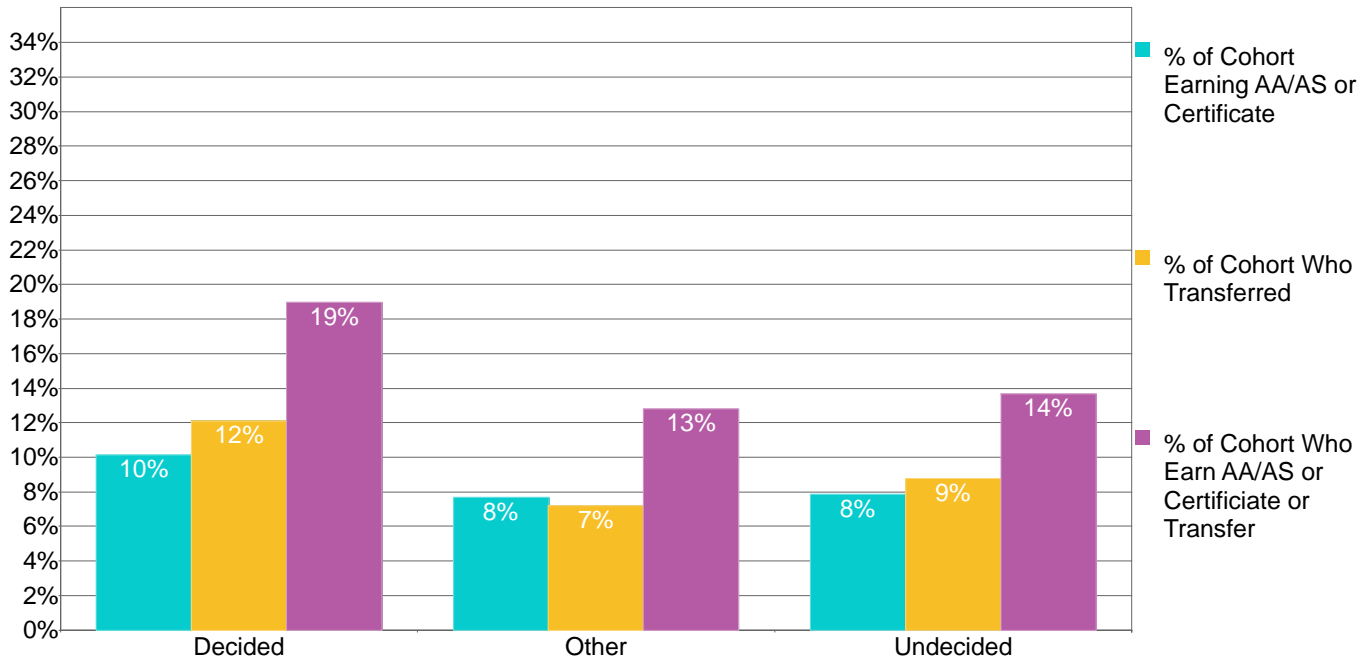
Initial Goal	Count of Fall Cohort	Count of Cohort Who Earn an AA/AS or Certificate	Percent of Cohort Who Earn an AA/AS or Certificate	Count of Cohort Who Transfer to 4-yr College	Percent of Cohort Who Transfer to 4-yr College	Count of Cohort Who Earn a Deg/ Cert or Transfer	Percent of Cohort Who Earn a Deg/ Cert or Transfer
Transfer	719	67	9%	93	13%	130	18%
Degree	86	7	8%	4	5%	11	13%
Certificate	69	5	7%	3	4%	7	10%
Complete HS	66	12	18%	12	18%	17	26%
Maintain/Advance in Job	256	35	14%	21	8%	52	20%
Improve Basic Skills	137	12	9%	4	3%	15	11%
Personal Enrichment	61	5	8%	8	13%	11	18%
Undecided	922	71	8%	100	11%	147	16%
Totals	2,316	214	9%	245	11%	390	17%

Note: The cohort consists of Fall students enrolled at census with an Enrollment Status of "First-Time College" and with a Matriculation Status of "Matriculated." Students are divided into groups based upon their Informed or Matriculation Goal. Students are individually tracked to determine the number of the cohort who earn an AA/AS degree or a Certificate at any Peralta CCD college or who transfer to a 4-yr college within the indicated time period.

Source: Transfer figures derived from state Chancellor's Office ARCC files for Student Progress and Achievement by matching student ID's of ARCC cohort data (all available cohorts simultaneously) with those of the indicated College's fall entering cohort. ARCC data includes transfers to CSU, UC, and private and out-of-state colleges whose data is available in the National Student Clearinghouse. ARCC data does not specify the institution to which the student transferred.

Laney College

Percentages of the Fall 2004 First-Time College Cohort Who Earn an AA/AS or Certificate or Transfer within Six Years, by Initial Goal Type



Count and Percentage Tracking of the Fall 2004 Cohort Who Earn an AA/AS or Certificate or Transfer within Six Years, by Initial Goal Type

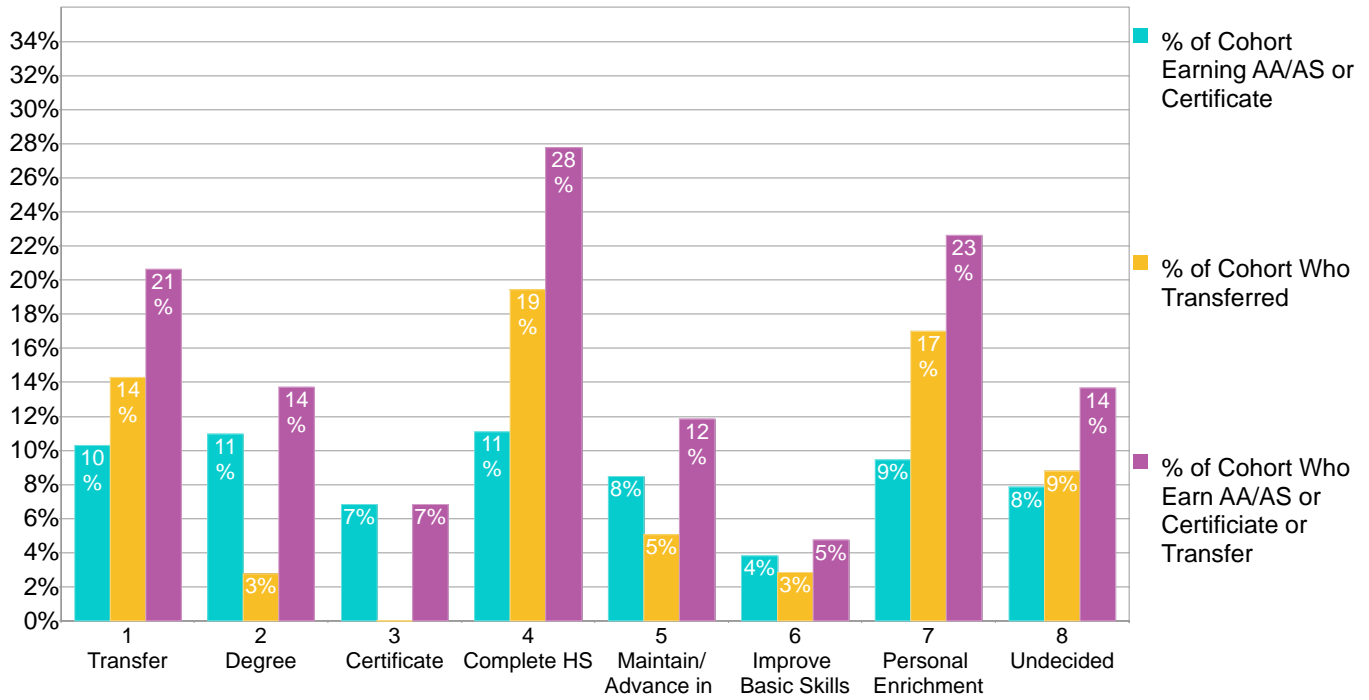
Initial Goal Type	Count of Fall Cohort	Count of Cohort Who Earn an AA/AS or Certificate	Percent of Cohort Who Earn an AA/AS or Certificate	Count of Cohort Who Transfer to 4-yr College	Percent of Cohort Who Transfer to 4-yr College	Count of Cohort Who Earn a Deg/ Cert or Transfer	Percent of Cohort Who Earn a Deg/ Cert or Transfer
Decided	670	68	10%	81	12%	127	19%
Other	430	33	8%	31	7%	55	13%
Undecided	979	77	8%	86	9%	134	14%
Totals	2,079	178	9%	198	10%	316	15%

Note: The cohort consists of Fall students enrolled at census with an Enrollment Status of "First-Time College" and with a Matriculation Status of "Matriculated." Students are divided into three groups based upon their Informed or Matriculation Goal; those who are "Decided," (i.e., those with the goals of either Transfer with or without an AA/AS, or an AA/AS General Education, or an AA/AS Vocational, or a Certificate), those with "Other" goals (comprised of non-degree or transfer goals, such as advancing in one's career), and those who are completely "Undecided" (those students without any indicated goal). Students are individually tracked to determine the number of the cohort who earn an AA/AS degree or a Certificate at any Peralta CCD college or who transfer to a 4-yr college within the indicated time period.

Source: Transfer figures derived from state Chancellor's Office ARCC files for Student Progress and Achievement by matching student ID's of ARCC cohort data (all available cohorts simultaneously) with those of the indicated College's fall entering cohort. ARCC data includes transfers to CSU, UC, and private and out-of-state colleges whose data is available in the National Student Clearinghouse. ARCC data does not specify the institution to which the student transferred.

Laney College

Percentages of the Fall 2004 First-Time College Cohort Who Earn an AA/AS or Certificate or Transfer within Six Years, by Initial Goal



Count and Percentage Tracking of the Fall 2004 Cohort Who Earn an AA/AS or Certificate or Transfer within Six Years, by Initial Goal

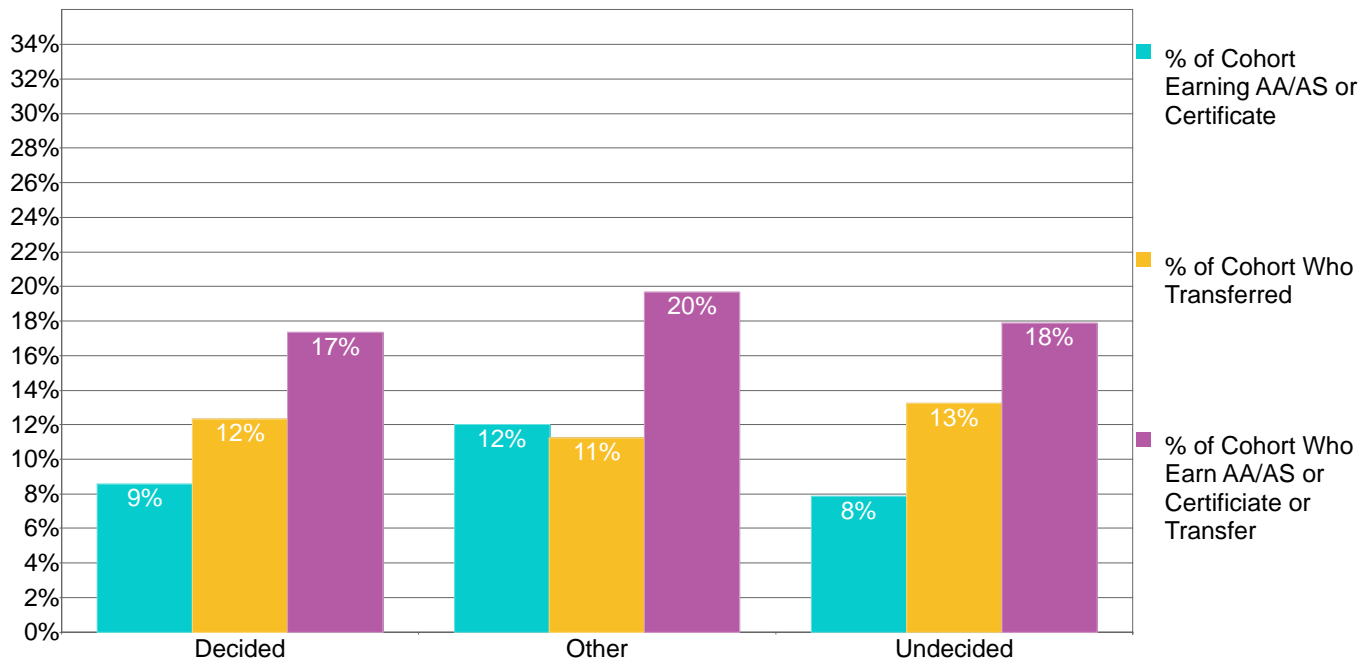
Initial Goal	Count of Fall Cohort	Count of Cohort Who Earn an AA/AS or Certificate	Percent of Cohort Who Earn an AA/AS or Certificate	Count of Cohort Who Transfer to 4-yr College	Percent of Cohort Who Transfer to 4-yr College	Count of Cohort Who Earn a Deg/ Cert or Transfer	Percent of Cohort Who Earn a Deg/ Cert or Transfer
Transfer	553	57	10%	79	14%	114	21%
Degree	73	8	11%	2	3%	10	14%
Certificate	44	3	7%	0	0%	3	7%
Complete HS	36	4	11%	7	19%	10	28%
Maintain/Advance in Job	236	20	8%	12	5%	28	12%
Improve Basic Skills	105	4	4%	3	3%	5	5%
Personal Enrichment	53	5	9%	9	17%	12	23%
Undecided	979	77	8%	86	9%	134	14%
Totals	2,079	178	9%	198	10%	316	15%

Note: The cohort consists of Fall students enrolled at census with an Enrollment Status of "First-Time College" and with a Matriculation Status of "Matriculated." Students are divided into groups based upon their Informed or Matriculation Goal. Students are individually tracked to determine the number of the cohort who earn an AA/AS degree or a Certificate at any Peralta CCD college or who transfer to a 4-yr college within the indicated time period.

Source: Transfer figures derived from state Chancellor's Office ARCC files for Student Progress and Achievement by matching student ID's of ARCC cohort data (all available cohorts simultaneously) with those of the indicated College's fall entering cohort. ARCC data includes transfers to CSU, UC, and private and out-of-state colleges whose data is available in the National Student Clearinghouse. ARCC data does not specify the institution to which the student transferred.

Laney College

Percentages of the Fall 2003 First-Time College Cohort Ages 16 to 29 Who Earn an AA/AS or Certificate or Transfer within Six Years, by Initial Goal Type



Count and Percentage Tracking of the Fall 2003 Cohort Ages 16 to 29 Who Earn an AA/AS or Certificate or Transfer within Six Years, by Initial Goal Type

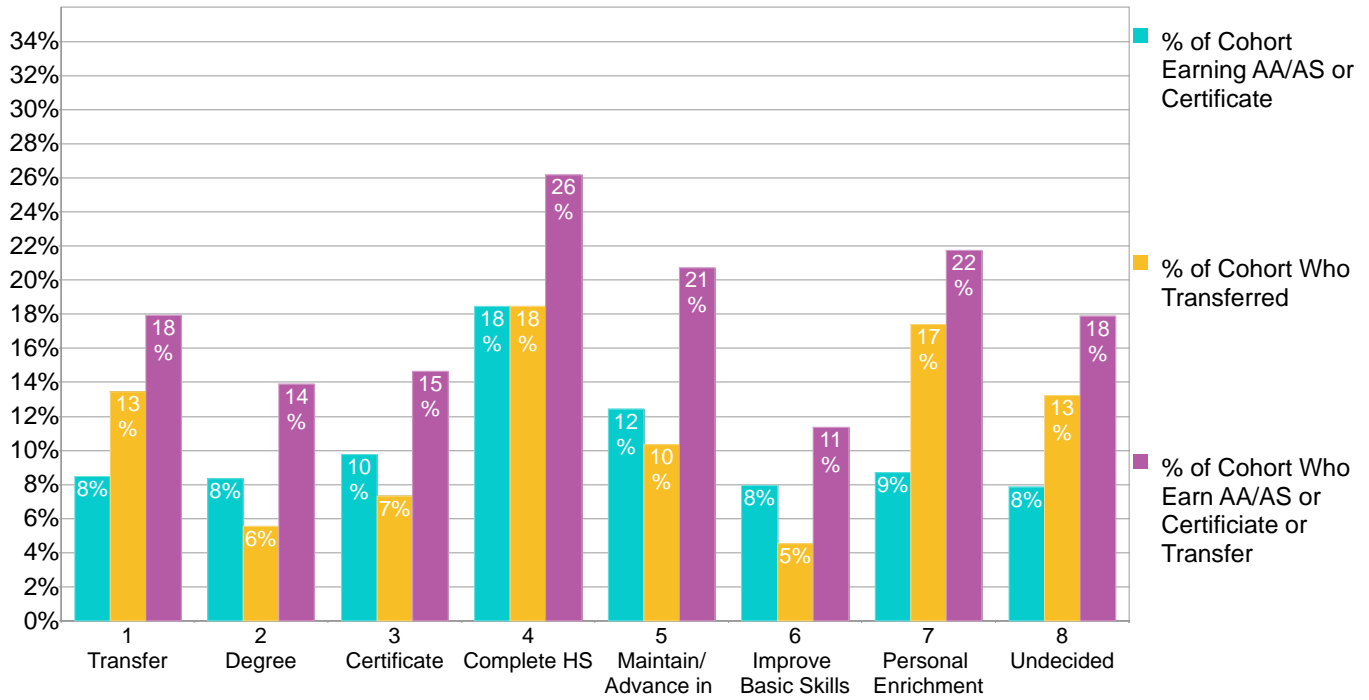
Initial Goal Type	Count of Fall Cohort	Count of Cohort Who Earn an AA/AS or Certificate	Percent of Cohort Who Earn an AA/AS or Certificate	Count of Cohort Who Transfer to 4-yr College	Percent of Cohort Who Transfer to 4-yr College	Count of Cohort Who Earn a Deg/ Cert or Transfer	Percent of Cohort Who Earn a Deg/ Cert or Transfer
Decided	738	63	9%	91	12%	128	17%
Other	392	47	12%	44	11%	77	20%
Undecided	749	59	8%	99	13%	134	18%
Totals	1,879	169	9%	234	12%	339	18%

Note: The cohort consists of Fall students enrolled at census with an Enrollment Status of "First-Time College" and with a Matriculation Status of "Matriculated." Students are divided into three groups based upon their Informed or Matriculation Goal; those who are "Decided," (i.e., those with the goals of either Transfer with or without an AA/AS, or an AA/AS General Education, or an AA/AS Vocational, or a Certificate), those with "Other" goals (comprised of non-degree or transfer goals, such as advancing in one's career), and those who are completely "Undecided" (those students without any indicated goal). Students are individually tracked to determine the number of the cohort who earn an AA/AS degree or a Certificate at any Peralta CCD college or who transfer to a 4-yr college within the indicated time period.

Source: Transfer figures derived from state Chancellor's Office ARCC files for Student Progress and Achievement by matching student ID's of ARCC cohort data (all available cohorts simultaneously) with those of the indicated College's fall entering cohort. ARCC data includes transfers to CSU, UC, and private and out-of-state colleges whose data is available in the National Student Clearinghouse. ARCC data does not specify the institution to which the student transferred.

Laney College

Percentages of the Fall 2003 First-Time College Cohort Ages 16 to 29 Who Earn an AA/AS or Certificate or Transfer within Six Years, by Initial Goal



Count and Percentage Tracking of the Fall 2003 Cohort Ages 16 to 29 Who Earn an AA/AS or Certificate or Transfer within Six Years, by Initial Goal

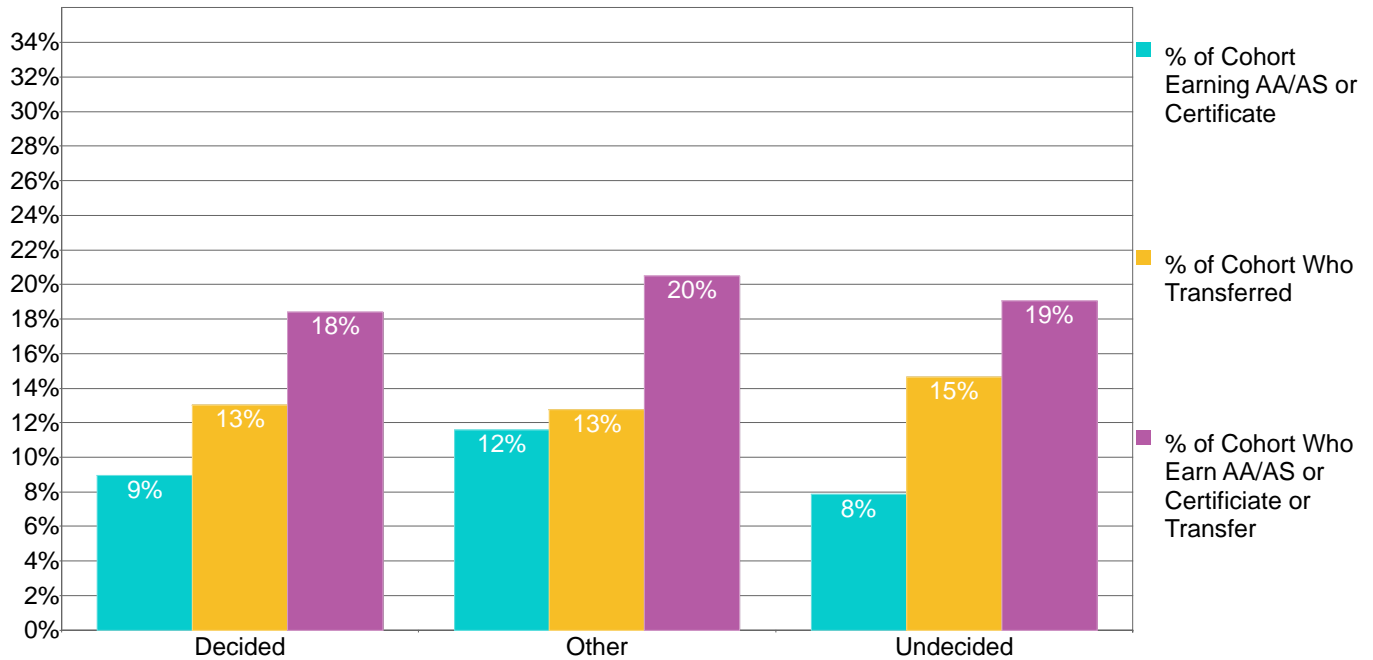
Initial Goal	Count of Fall Cohort	Count of Cohort Who Earn an AA/AS or Certificate	Percent of Cohort Who Earn an AA/AS or Certificate	Count of Cohort Who Transfer to 4-yr College	Percent of Cohort Who Transfer to 4-yr College	Count of Cohort Who Earn a Deg/ Cert or Transfer	Percent of Cohort Who Earn a Deg/ Cert or Transfer
Transfer	625	53	8%	84	13%	112	18%
Degree	72	6	8%	4	6%	10	14%
Certificate	41	4	10%	3	7%	6	15%
Complete HS	65	12	18%	12	18%	17	26%
Maintain/Advance in Job	193	24	12%	20	10%	40	21%
Improve Basic Skills	88	7	8%	4	5%	10	11%
Personal Enrichment	46	4	9%	8	17%	10	22%
Undecided	749	59	8%	99	13%	134	18%
Totals	1,879	169	9%	234	12%	339	18%

Note: The cohort consists of Fall students enrolled at census with an Enrollment Status of "First-Time College" and with a Matriculation Status of "Matriculated." Students are divided into groups based upon their Informed or Matriculation Goal. Students are individually tracked to determine the number of the cohort who earn an AA/AS degree or a Certificate at any Peralta CCD college or who transfer to a 4-yr college within the indicated time period.

Source: Transfer figures derived from state Chancellor's Office ARCC files for Student Progress and Achievement by matching student ID's of ARCC cohort data (all available cohorts simultaneously) with those of the indicated College's fall entering cohort. ARCC data includes transfers to CSU, UC, and private and out-of-state colleges whose data is available in the National Student Clearinghouse. ARCC data does not specify the institution to which the student transferred.

Laney College

Percentages of the Fall 2003 First-Time College Cohort Ages 16 to 24 Who Earn an AA/AS or Certificate or Transfer within Six Years, by Initial Goal Type



Count and Percentage Tracking of the Fall 2003 Cohort Ages 16 to 29 Who Earn an AA/AS or Certificate or Transfer within Six Years, by Initial Goal Type

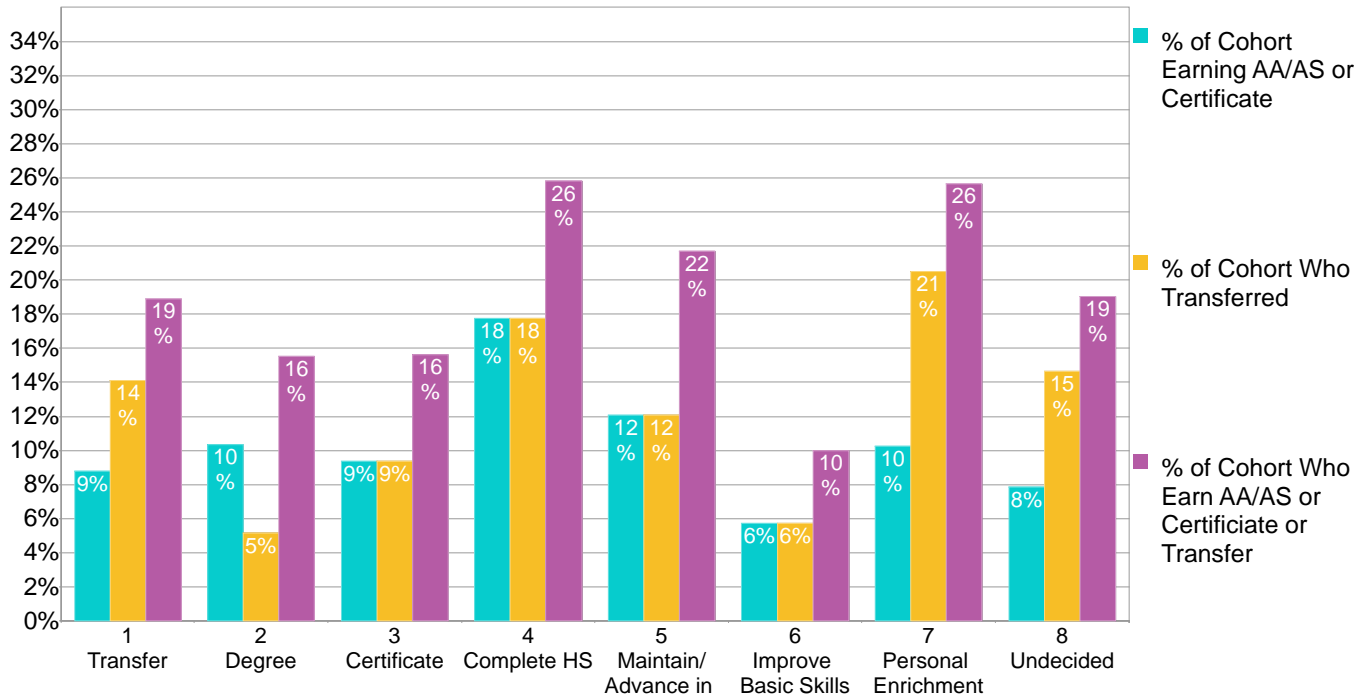
Initial Goal Type	Count of Fall Cohort	Count of Cohort Who Earn an AA/AS or Certificate	Percent of Cohort Who Earn an AA/AS or Certificate	Count of Cohort Who Transfer to 4-yr College	Percent of Cohort Who Transfer to 4-yr College	Count of Cohort Who Earn a Deg/ Cert or Transfer	Percent of Cohort Who Earn a Deg/ Cert or Transfer
Decided	614	55	9%	80	13%	113	18%
Other	337	39	12%	43	13%	69	20%
Undecided	662	52	8%	97	15%	126	19%
Totals	1,613	146	9%	220	14%	308	19%

Note: The cohort consists of Fall students enrolled at census with an Enrollment Status of "First-Time College" and with a Matriculation Status of "Matriculated." Students are divided into three groups based upon their Informed or Matriculation Goal; those who are "Decided," (i.e., those with the goals of either Transfer with or without an AA/AS, or an AA/AS General Education, or an AA/AS Vocational, or a Certificate), those with "Other" goals (comprised of non-degree or transfer goals, such as advancing in one's career), and those who are completely "Undecided" (those students without any indicated goal). Students are individually tracked to determine the number of the cohort who earn an AA/AS degree or a Certificate at any Peralta CCD college or who transfer to a 4-yr college within the indicated time period.

Source: Transfer figures derived from state Chancellor's Office ARCC files for Student Progress and Achievement by matching student ID's of ARCC cohort data (all available cohorts simultaneously) with those of the indicated College's fall entering cohort. ARCC data includes transfers to CSU, UC, and private and out-of-state colleges whose data is available in the National Student Clearinghouse. ARCC data does not specify the institution to which the student transferred.

Laney College

Percentages of the Fall 2003 First-Time College Cohort Ages 16 to 24 Who Earn an AA/AS or Certificate or Transfer within Six Years, by Initial Goal



Count and Percentage Tracking of the Fall 2003 Cohort Ages 16 to 29 Who Earn an AA/AS or Certificate or Transfer within Six Years, by Initial Goal

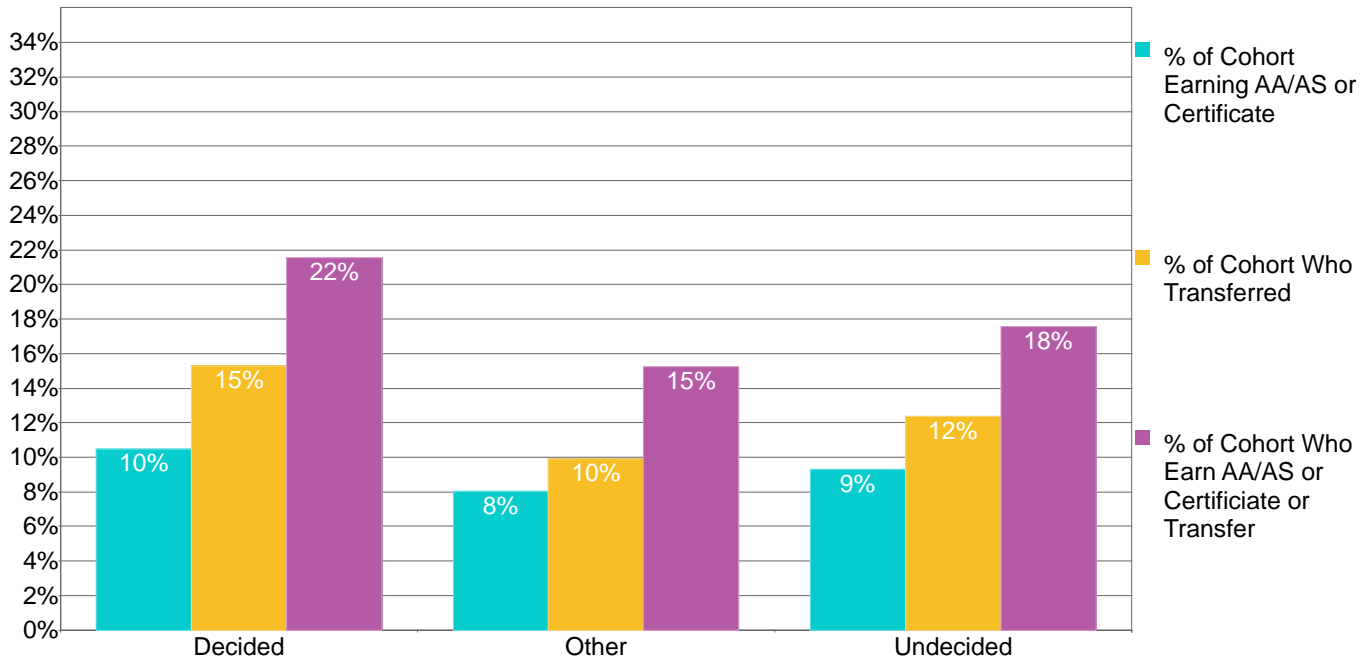
Initial Goal	Count of Fall Cohort	Count of Cohort Who Earn an AA/AS or Certificate	Percent of Cohort Who Earn an AA/AS or Certificate	Count of Cohort Who Transfer to 4-yr College	Percent of Cohort Who Transfer to 4-yr College	Count of Cohort Who Earn a Deg/ Cert or Transfer	Percent of Cohort Who Earn a Deg/ Cert or Transfer
Transfer	524	46	9%	74	14%	99	19%
Degree	58	6	10%	3	5%	9	16%
Certificate	32	3	9%	3	9%	5	16%
Complete HS	62	11	18%	11	18%	16	26%
Maintain/Advance in Job	166	20	12%	20	12%	36	22%
Improve Basic Skills	70	4	6%	4	6%	7	10%
Personal Enrichment	39	4	10%	8	21%	10	26%
Undecided	662	52	8%	97	15%	126	19%
Totals	1,613	146	9%	220	14%	308	19%

Note: The cohort consists of Fall students enrolled at census with an Enrollment Status of "First-Time College" and with a Matriculation Status of "Matriculated." Students are divided into groups based upon their Informed or Matriculation Goal. Students are individually tracked to determine the number of the cohort who earn an AA/AS degree or a Certificate at any Peralta CCD college or who transfer to a 4-yr college within the indicated time period.

Source: Transfer figures derived from state Chancellor's Office ARCC files for Student Progress and Achievement by matching student ID's of ARCC cohort data (all available cohorts simultaneously) with those of the indicated College's fall entering cohort. ARCC data includes transfers to CSU, UC, and private and out-of-state colleges whose data is available in the National Student Clearinghouse. ARCC data does not specify the institution to which the student transferred.

Laney College

Percentages of the Fall 2004 First-Time College Cohort Ages 16 to 24 Who Earn an AA/AS or Certificate or Transfer within Six Years, by Initial Goal Type



Count and Percentage Tracking of the Fall 2004 Cohort Ages 16 to 29 Who Earn an AA/AS or Certificate or Transfer within Six Years, by Initial Goal Type

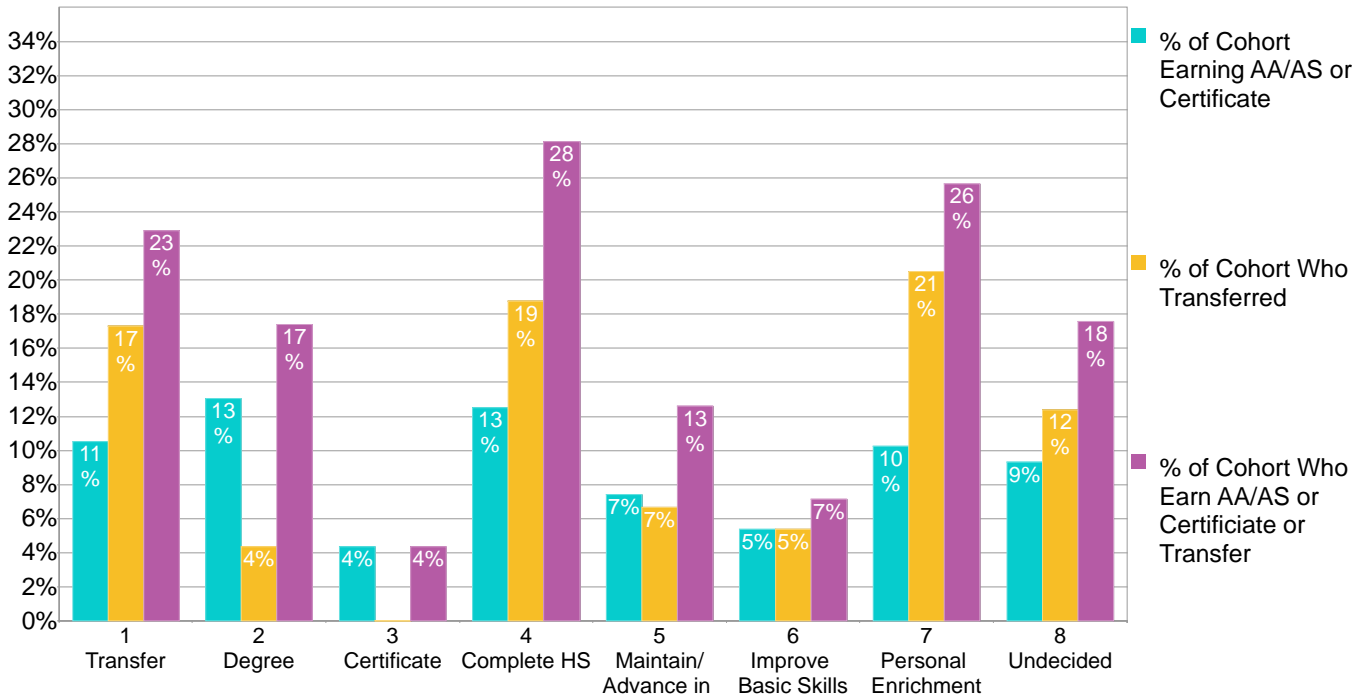
Initial Goal Type	Count of Fall Cohort	Count of Cohort Who Earn an AA/AS or Certificate	Percent of Cohort Who Earn an AA/AS or Certificate	Count of Cohort Who Transfer to 4-yr College	Percent of Cohort Who Transfer to 4-yr College	Count of Cohort Who Earn a Deg/Cert or Transfer	Percent of Cohort Who Earn a Deg/Cert or Transfer
Decided	497	52	10%	76	15%	107	22%
Other	262	21	8%	26	10%	40	15%
Undecided	655	61	9%	81	12%	115	18%
Totals	1,414	134	9%	183	13%	262	19%

Note: The cohort consists of Fall students enrolled at census with an Enrollment Status of "First-Time College" and with a Matriculation Status of "Matriculated." Students are divided into three groups based upon their Informed or Matriculation Goal; those who are "Decided," (i.e., those with the goals of either Transfer with or without an AA/AS, or an AA/AS General Education, or an AA/AS Vocational, or a Certificate), those with "Other" goals (comprised of non-degree or transfer goals, such as advancing in one's career), and those who are completely "Undecided" (those students without any indicated goal). Students are individually tracked to determine the number of the cohort who earn an AA/AS degree or a Certificate at any Peralta CCD college or who transfer to a 4-yr college within the indicated time period.

Source: Transfer figures derived from state Chancellor's Office ARCC files for Student Progress and Achievement by matching student ID's of ARCC cohort data (all available cohorts simultaneously) with those of the indicated College's fall entering cohort. ARCC data includes transfers to CSU, UC, and private and out-of-state colleges whose data is available in the National Student Clearinghouse. ARCC data does not specify the institution to which the student transferred.

Laney College

Percentages of the Fall 2004 First-Time College Cohort Ages 16 to 24 Who Earn an AA/AS or Certificate or Transfer within Six Years, by Initial Goal



Count and Percentage Tracking of the Fall 2004 Cohort Ages 16 to 29 Who Earn an AA/AS or Certificate or Transfer within Six Years, by Initial Goal

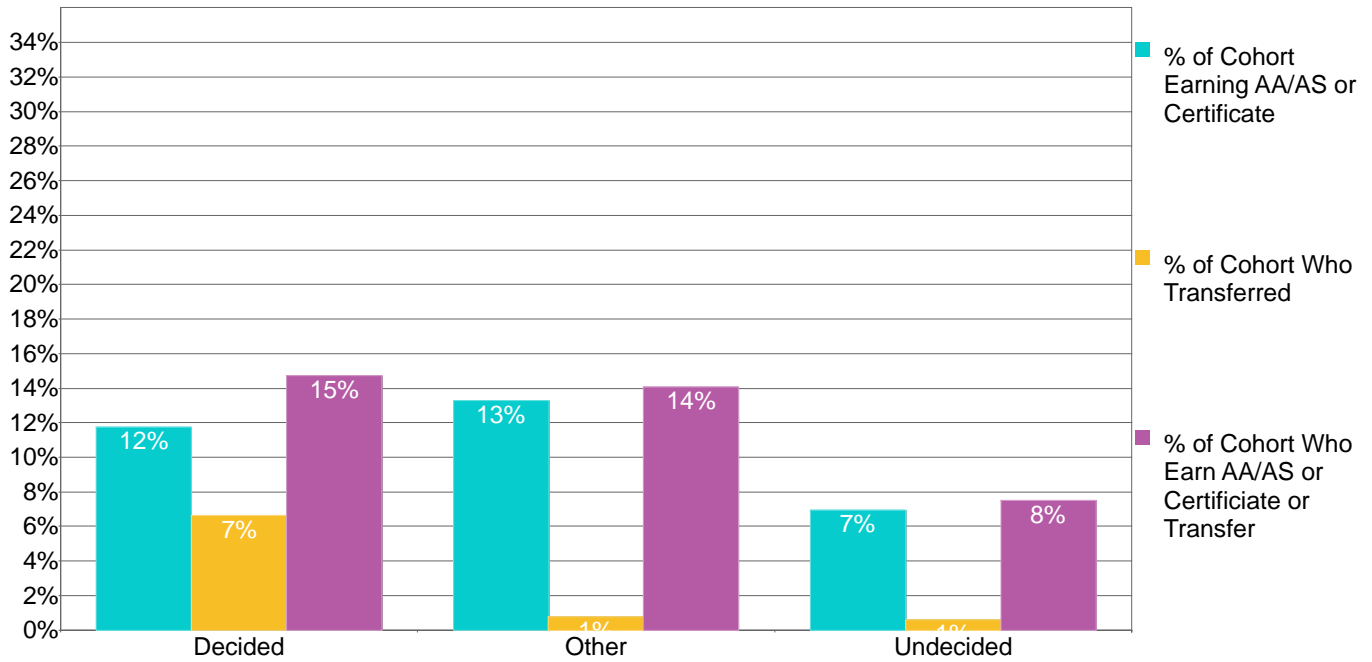
Initial Goal	Count of Fall Cohort	Count of Cohort Who Earn an AA/AS or Certificate	Percent of Cohort Who Earn an AA/AS or Certificate	Count of Cohort Who Transfer to 4-yr College	Percent of Cohort Who Transfer to 4-yr College	Count of Cohort Who Earn a Deg/ Cert or Transfer	Percent of Cohort Who Earn a Deg/ Cert or Transfer
Transfer	428	45	11%	74	17%	98	23%
Degree	46	6	13%	2	4%	8	17%
Certificate	23	1	4%	0	0%	1	4%
Complete HS	32	4	13%	6	19%	9	28%
Maintain/Advance in Job	135	10	7%	9	7%	17	13%
Improve Basic Skills	56	3	5%	3	5%	4	7%
Personal Enrichment	39	4	10%	8	21%	10	26%
Undecided	655	61	9%	81	12%	115	18%
Totals	1,414	134	9%	183	13%	262	19%

Note: The cohort consists of Fall students enrolled at census with an Enrollment Status of "First-Time College" and with a Matriculation Status of "Matriculated." Students are divided into groups based upon their Informed or Matriculation Goal. Students are individually tracked to determine the number of the cohort who earn an AA/AS degree or a Certificate at any Peralta CCD college or who transfer to a 4-yr college within the indicated time period.

Source: Transfer figures derived from state Chancellor's Office ARCC files for Student Progress and Achievement by matching student ID's of ARCC cohort data (all available cohorts simultaneously) with those of the indicated College's fall entering cohort. ARCC data includes transfers to CSU, UC, and private and out-of-state colleges whose data is available in the National Student Clearinghouse. ARCC data does not specify the institution to which the student transferred.

Laney College

Percentages of the Fall 2003 First-Time College Cohort Ages 30 and Up Who Earn an AA/AS or Certificate or Transfer within Six Years, by Initial Goal Type



Count and Percentage Tracking of the Fall 2003 Cohort Ages 16 to 29 Who Earn an AA/AS or Certificate or Transfer within Six Years, by Initial Goal Type

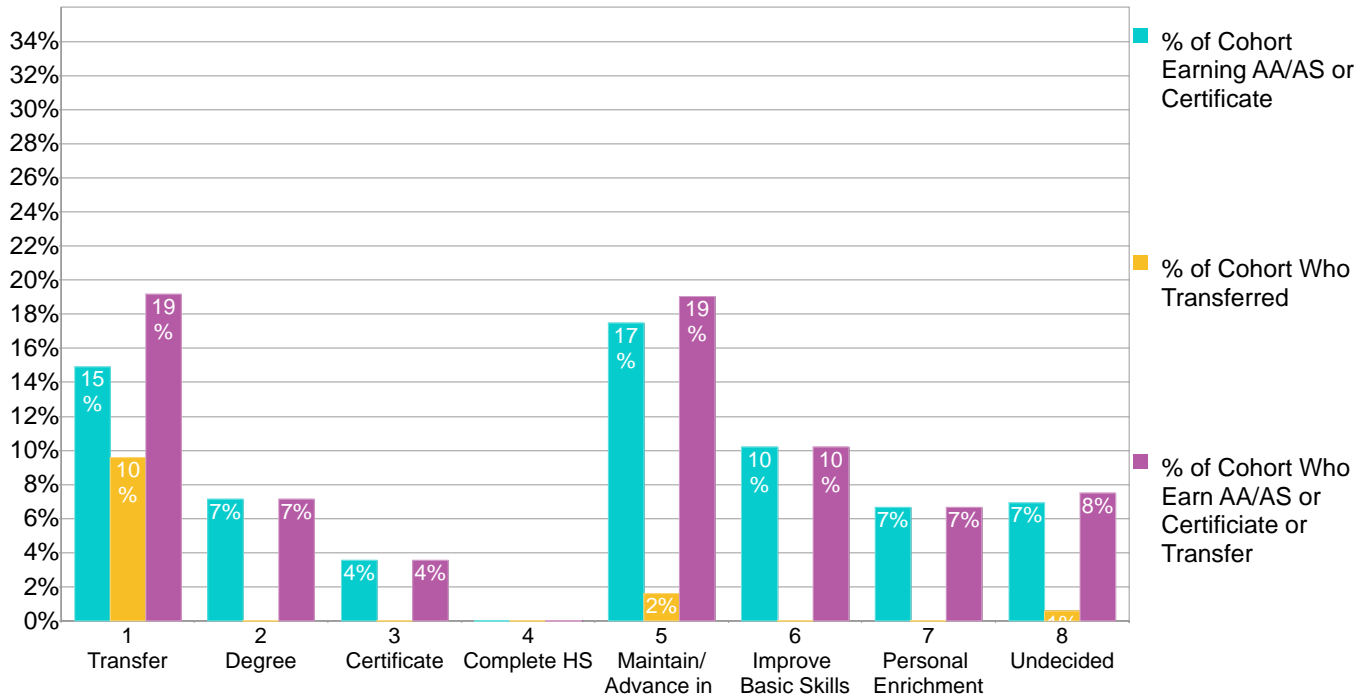
Initial Goal Type	Count of Fall Cohort	Count of Cohort Who Earn an AA/AS or Certificate	Percent of Cohort Who Earn an AA/AS or Certificate	Count of Cohort Who Transfer to 4-yr College	Percent of Cohort Who Transfer to 4-yr College	Count of Cohort Who Earn a Deg/ Cert or Transfer	Percent of Cohort Who Earn a Deg/ Cert or Transfer
Decided	136	16	12%	9	7%	20	15%
Other	128	17	13%	1	1%	18	14%
Undecided	173	12	7%	1	1%	13	8%
Totals	437	45	10%	11	3%	51	12%

Note: The cohort consists of Fall students enrolled at census with an Enrollment Status of "First-Time College" and with a Matriculation Status of "Matriculated." Students are divided into three groups based upon their Informed or Matriculation Goal; those who are "Decided," (i.e., those with the goals of either Transfer with or without an AA/AS, or an AA/AS General Education, or an AA/AS Vocational, or a Certificate), those with "Other" goals (comprised of non-degree or transfer goals, such as advancing in one's career), and those who are completely "Undecided" (those students without any indicated goal). Students are individually tracked to determine the number of the cohort who earn an AA/AS degree or a Certificate at any Peralta CCD college or who transfer to a 4-yr college within the indicated time period.

Source: Transfer figures derived from state Chancellor's Office ARCC files for Student Progress and Achievement by matching student ID's of ARCC cohort data (all available cohorts simultaneously) with those of the indicated College's fall entering cohort. ARCC data includes transfers to CSU, UC, and private and out-of-state colleges whose data is available in the National Student Clearinghouse. ARCC data does not specify the institution to which the student transferred.

Laney College

Percentages of the Fall 2003 First-Time College Cohort Ages 30 and Up Who Earn an AA/AS or Certificate or Transfer within Six Years, by Initial Goal



Count and Percentage Tracking of the Fall 2003 Cohort Ages 16 to 29 Who Earn an AA/AS or Certificate or Transfer within Six Years, by Initial Goal

Initial Goal	Count of Fall Cohort	Count of Cohort Who Earn an AA/AS or Certificate	Percent of Cohort Who Earn an AA/AS or Certificate	Count of Cohort Who Transfer to 4-yr College	Percent of Cohort Who Transfer to 4-yr College	Count of Cohort Who Earn a Deg/ Cert or Transfer	Percent of Cohort Who Earn a Deg/ Cert or Transfer
Transfer	94	14	15%	9	10%	18	19%
Degree	14	1	7%	0	0%	1	7%
Certificate	28	1	4%	0	0%	1	4%
Complete HS	1	0	0%	0	0%	0	0%
Maintain/Advance in Job	63	11	17%	1	2%	12	19%
Improve Basic Skills	49	5	10%	0	0%	5	10%
Personal Enrichment	15	1	7%	0	0%	1	7%
Undecided	173	12	7%	1	1%	13	8%
Totals	437	45	10%	11	3%	51	12%

Note: The cohort consists of Fall students enrolled at census with an Enrollment Status of "First-Time College" and with a Matriculation Status of "Matriculated." Students are divided into groups based upon their Informed or Matriculation Goal. Students are individually tracked to determine the number of the cohort who earn an AA/AS degree or a Certificate at any Peralta CCD college or who transfer to a 4-yr college within the indicated time period.

Source: Transfer figures derived from state Chancellor's Office ARCC files for Student Progress and Achievement by matching student ID's of ARCC cohort data (all available cohorts simultaneously) with those of the indicated College's fall entering cohort. ARCC data includes transfers to CSU, UC, and private and out-of-state colleges whose data is available in the National Student Clearinghouse. ARCC data does not specify the institution to which the student transferred.