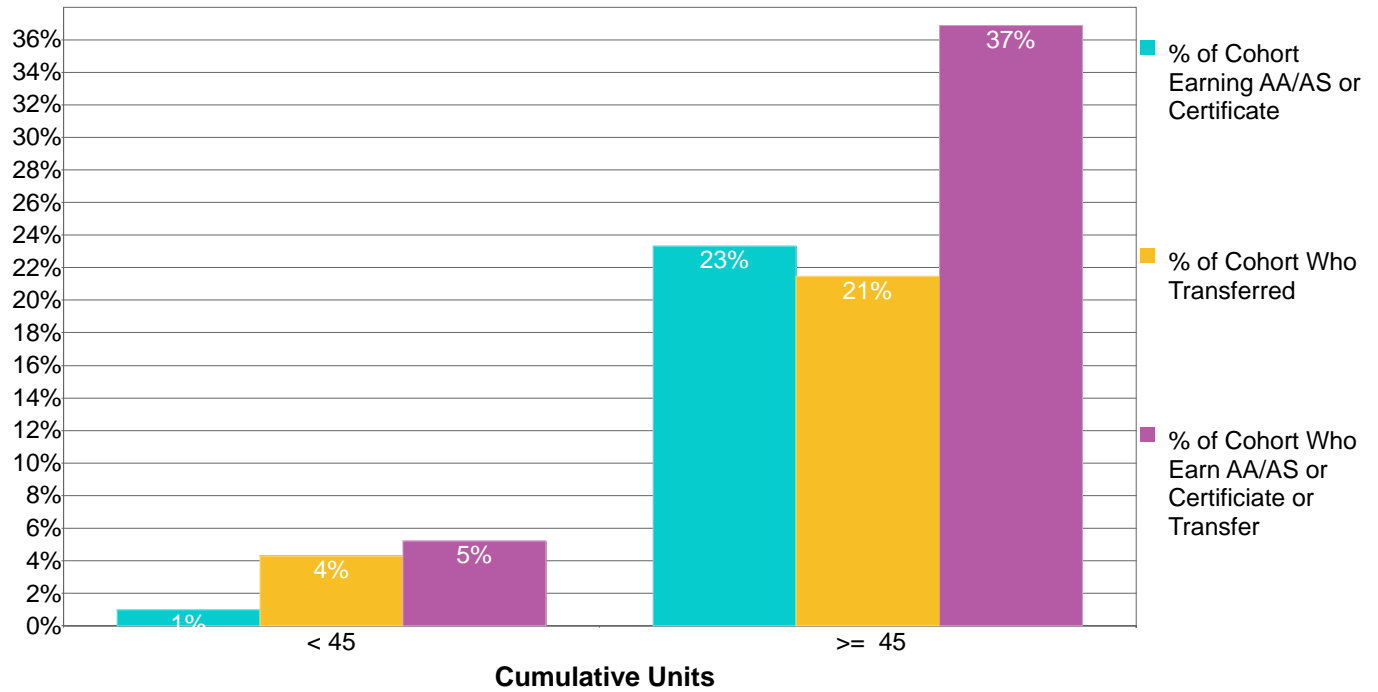


Laney College

Percentages of the Fall 2003 First-Time College Cohort Who Earn an AA/AS or Certificate or Transfer within Six Years by Cumulative Attempted Units



Count and Percentage Tracking of the Fall 2003 Cohort Who Earn an AA/AS or Certificate or Transfer within Six Years by Cumulative Attempted Units

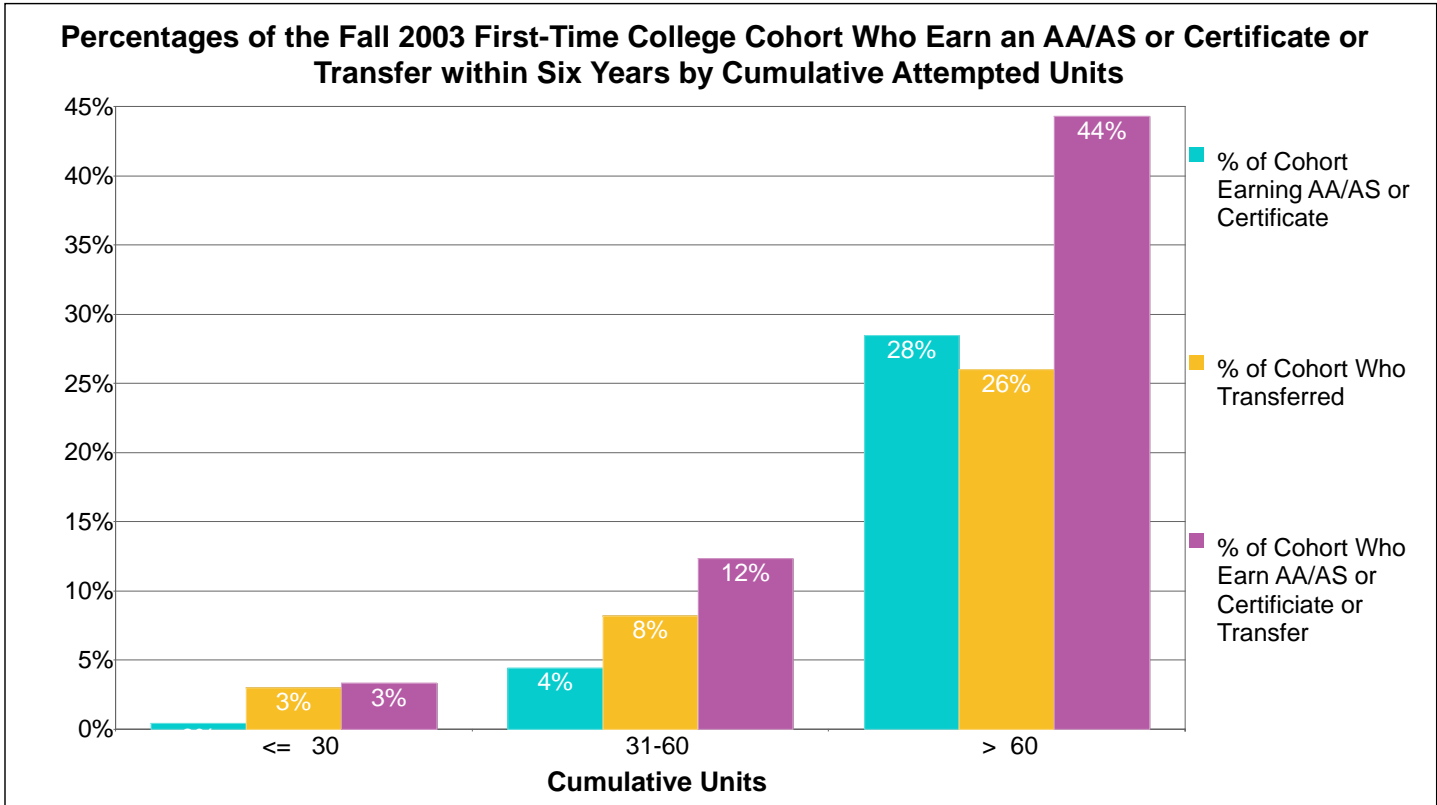
Cumulative Units Attempted by Cohort	Count of Cohort	Percent of Cohort	Count of Cohort Who Earn an AA/AS or Certificate	Percent of Cohort Who Earn an AA/AS or Certificate	Count of Cohort Who Transfer to 4-yr College	Percent of Cohort Who Transfer to 4-yr College	Count of Cohort Who Earn a Deg/ Cert or Transfer	Percent of Cohort Who Earn a Deg/ Cert or Transfer
< 45	1,425	59%	14	1%	61	4%	74	5%
>= 45	857	41%	200	23%	184	21%	316	37%
Totals	2,282	100%	214	9%	245	11%	390	17%

Note: The total cohort count may be somewhat smaller than the corresponding total displayed in other tracking analyses due to matching with classes taken. Some in the original cohort entered but did not take any classes that counted for attempted units.

Note: The cohort consists of Fall students enrolled at census with an Enrollment Status of "First-Time College" and with a Matriculation Status of "Matriculated." Students are divided into groups based upon the cumulative number of units attempted within the district. Students are individually tracked to determine the number of the cohort who earn an AA/AS degree or a Certificate at any Peralta CCD college or who transfer to a 4-yr college within the indicated time period.

Source: Transfer figures derived from state Chancellor's Office ARCC files for Student Progress and Achievement by matching student ID's of ARCC cohort data (all available cohorts simultaneously) with those of the indicated College's fall entering cohort. ARCC data includes transfers to CSU, UC, and private and out-of-state colleges whose data is available in the National Student Clearinghouse. ARCC data does not specify the institution to which the student transferred nor periods less than six years.

Laney College



Count and Percentage Tracking of the Fall 2003 Cohort Who Earn an AA/AS or Certificate or Transfer within Six Years by Cumulative Attempted Units

Cumulative Units Attempted by Cohort	Count of Cohort	Percent of Cohort	Count of Cohort Who Earn an AA/AS or Certificate	Percent of Cohort Who Earn an AA/AS or Certificate	Count of Cohort Who Transfer to 4-yr College	Percent of Cohort Who Transfer to 4-yr College	Count of Cohort Who Earn a Deg/ Cert or Transfer	Percent of Cohort Who Earn a Deg/ Cert or Transfer
<= 30	1,143	50%	5	0%	34	3%	38	3%
31-60	478	21%	21	4%	39	8%	59	12%
> 60	661	29%	188	28%	172	26%	293	44%
Totals	2,282	100%	214	9%	245	11%	390	17%

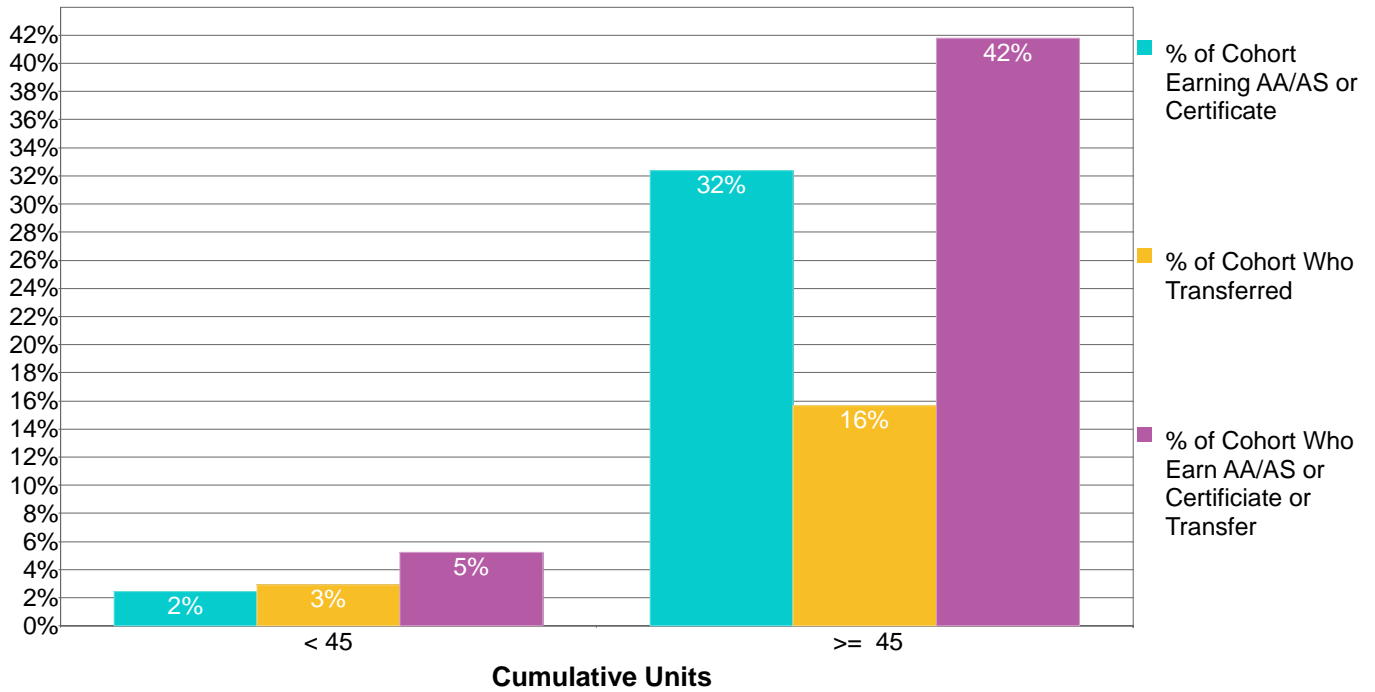
Note: The total cohort count may be somewhat smaller than the corresponding total displayed in other tracking analyses due to matching with classes taken. Some in the original cohort entered but did not take any classes that counted for attempted units.

Note: The cohort consists of Fall students enrolled at census with an Enrollment Status of "First-Time College" and with a Matriculation Status of "Matriculated." Students are divided into groups based upon the cumulative number of units attempted within the district. Students are individually tracked to determine the number of the cohort who earn an AA/AS degree or a Certificate at any Peralta CCD college or who transfer to a 4-yr college within the indicated time period.

Source: Transfer figures derived from state Chancellor's Office ARCC files for Student Progress and Achievement by matching student ID's of ARCC cohort data (all available cohorts simultaneously) with those of the indicated College's fall entering cohort. ARCC data includes transfers to CSU, UC, and private and out-of-state colleges whose data is available in the National Student Clearinghouse. ARCC data does not specify the institution to which the student transferred nor periods less than six years.

Laney College

Percentages of the All Fall 2003 Matriculated Students Who Earn an AA/AS or Certificate or Transfer within Six Years by Cumulative Attempted Units



Count and Percentage Tracking of All Fall 2003 Matriculated Students Who Earn an AA/AS or Certificate or Transfer within Six Years by Cumulative Attempted Units

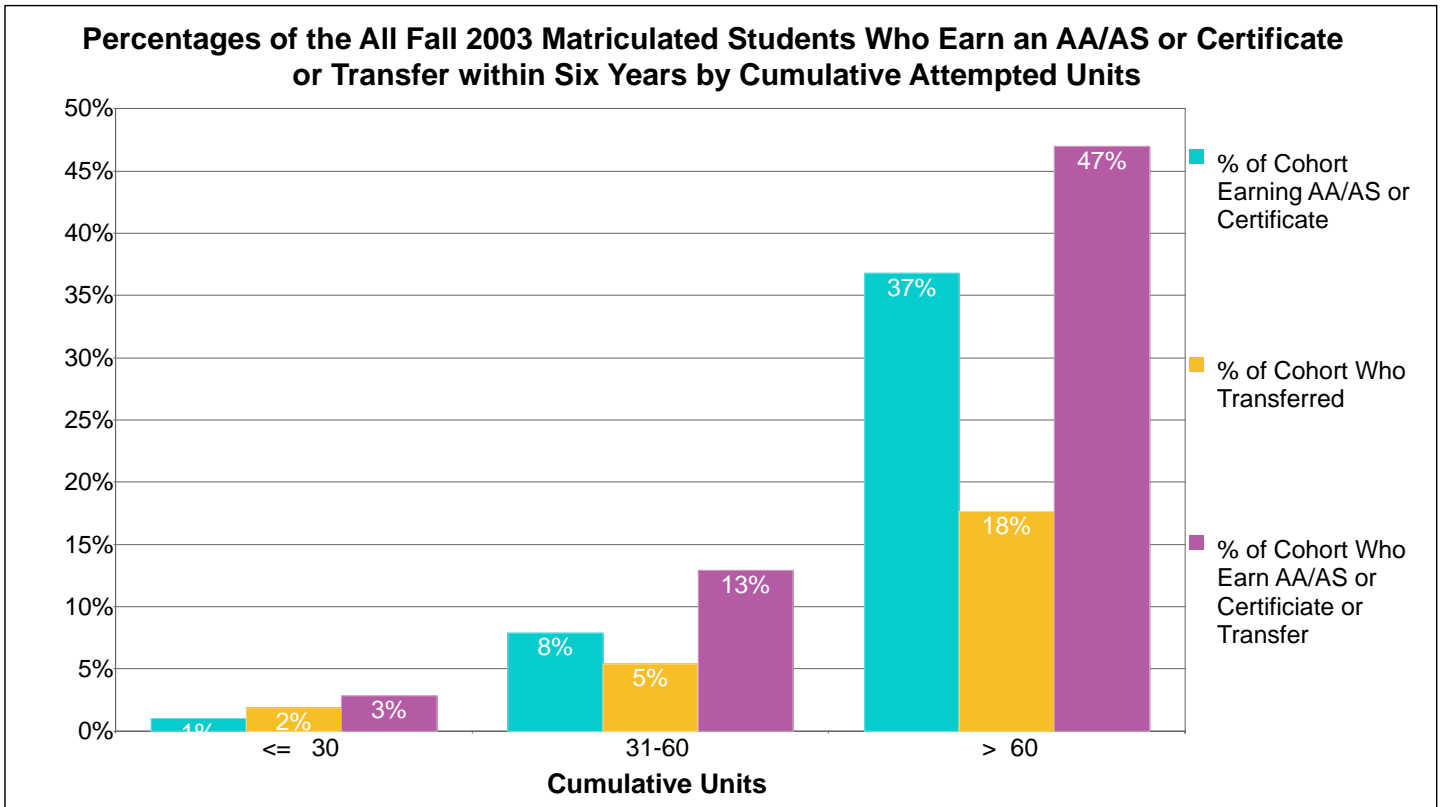
Cumulative Units Attempted by Cohort	Count of Cohort	Percent of Cohort	Count of Cohort Who Earn an AA/AS or Certificate	Percent of Cohort Who Earn an AA/AS or Certificate	Count of Cohort Who Transfer to 4-yr College	Percent of Cohort Who Transfer to 4-yr College	Count of Cohort Who Earn a Deg/ Cert or Transfer	Percent of Cohort Who Earn a Deg/ Cert or Transfer
< 45	3,623	33%	89	2%	105	3%	190	5%
>= 45	6,001	67%	1,943	32%	941	16%	2,506	42%
Totals	9,624	100%	2,032	21%	1,046	11%	2,696	28%

Note: The total cohort count may be somewhat smaller than the corresponding total displayed in other tracking analyses due to matching with classes taken. Some in the original cohort entered but did not take any classes that counted for attempted units.

Note: The cohort consists of all Fall students enrolled at census with a Matriculation Status of "Matriculated." Students are divided into groups based upon the cumulative number of units attempted within the district. Students are individually tracked to determine the number of the cohort who earn an AA/AS degree or a Certificate at any Peralta CCD college or who transfer to a 4-yr college within the indicated time period.

Source: Transfer figures derived from state Chancellor's Office ARCC files for Student Progress and Achievement by matching student ID's of ARCC cohort data (all available cohorts simultaneously) with those of the indicated College's fall entering cohort. ARCC data includes transfers to CSU, UC, and private and out-of-state colleges whose data is available in the National Student Clearinghouse. ARCC data does not specify the institution to which the student transferred nor periods less than six years.

Laney College



Count and Percentage Tracking of All Fall 2003 Matriculated Students Who Earn an AA/AS or Certificate or Transfer within Six Years by Cumulative Attempted Units

Cumulative Units Attempted by Cohort	Count of Cohort	Percent of Cohort	Count of Cohort Who Earn an AA/AS or Certificate	Percent of Cohort Who Earn an AA/AS or Certificate	Count of Cohort Who Transfer to 4-yr College	Percent of Cohort Who Transfer to 4-yr College	Count of Cohort Who Earn a Deg/ Cert or Transfer	Percent of Cohort Who Earn a Deg/ Cert or Transfer
<= 30	2,511	26%	25	1%	47	2%	71	3%
31-60	2,108	22%	166	8%	114	5%	272	13%
> 60	5,005	52%	1,841	37%	885	18%	2,353	47%
Totals	9,624	100%	2,032	21%	1,046	11%	2,696	28%

Note: The total cohort count may be somewhat smaller than the corresponding total displayed in other tracking analyses due to matching with classes taken. Some in the original cohort entered but did not take any classes that counted for attempted units.

Note: The cohort consists of all Fall students enrolled at census with a Matriculation Status of "Matriculated." Students are divided into groups based upon the cumulative number of units attempted within the district. Students are individually tracked to determine the number of the cohort who earn an AA/AS degree or a Certificate at any Peralta CCD college or who transfer to a 4-yr college within the indicated time period.

Source: Transfer figures derived from state Chancellor's Office ARCC files for Student Progress and Achievement by matching student ID's of ARCC cohort data (all available cohorts simultaneously) with those of the indicated College's fall entering cohort. ARCC data includes transfers to CSU, UC, and private and out-of-state colleges whose data is available in the National Student Clearinghouse. ARCC data does not specify the institution to which the student transferred nor periods less than six years.