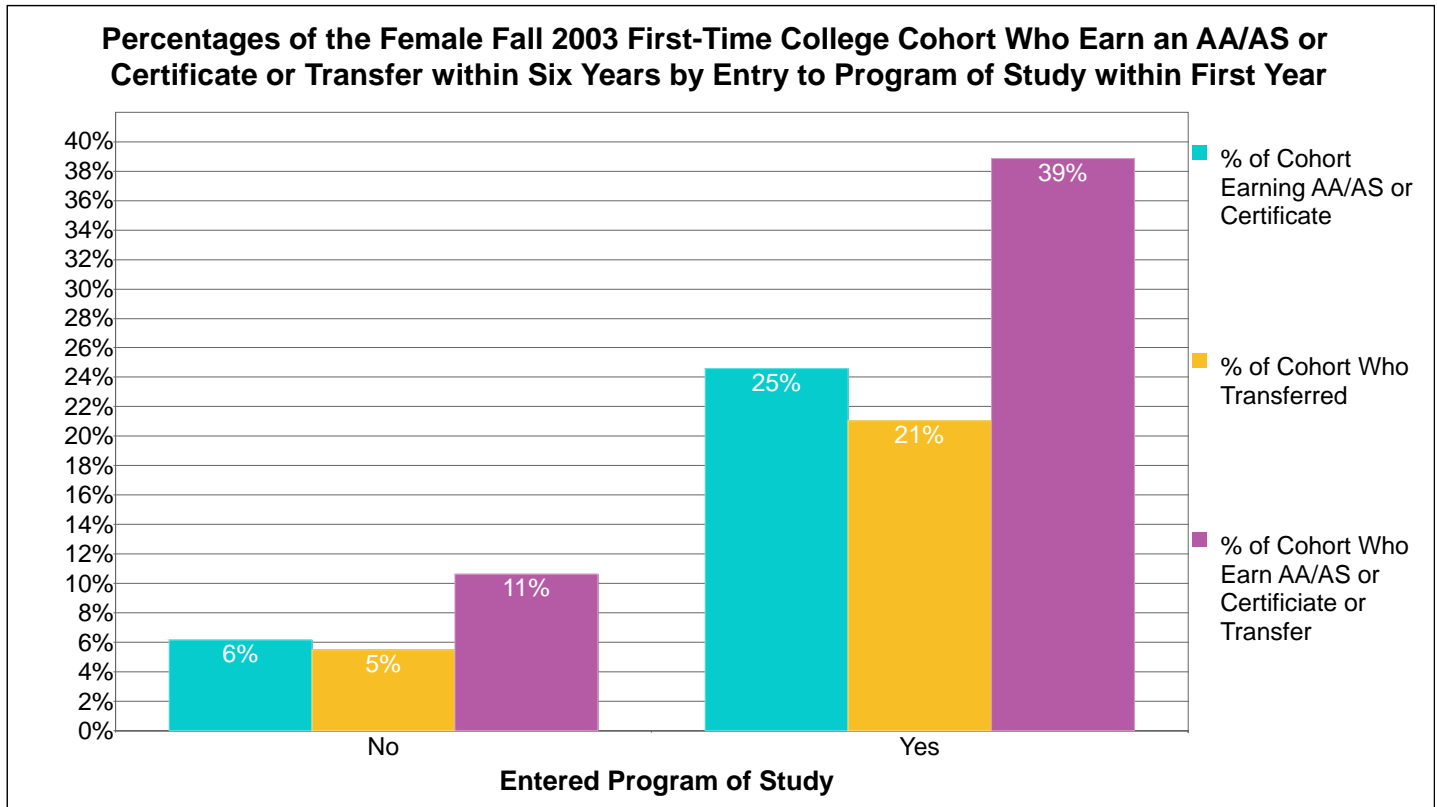


## Laney College



### Count and Percentage Tracking of the Female Fall 2003 Cohort Who Earn an AA/AS or Certificate or Transfer within Six Years by Entry to Program of Study within First Year

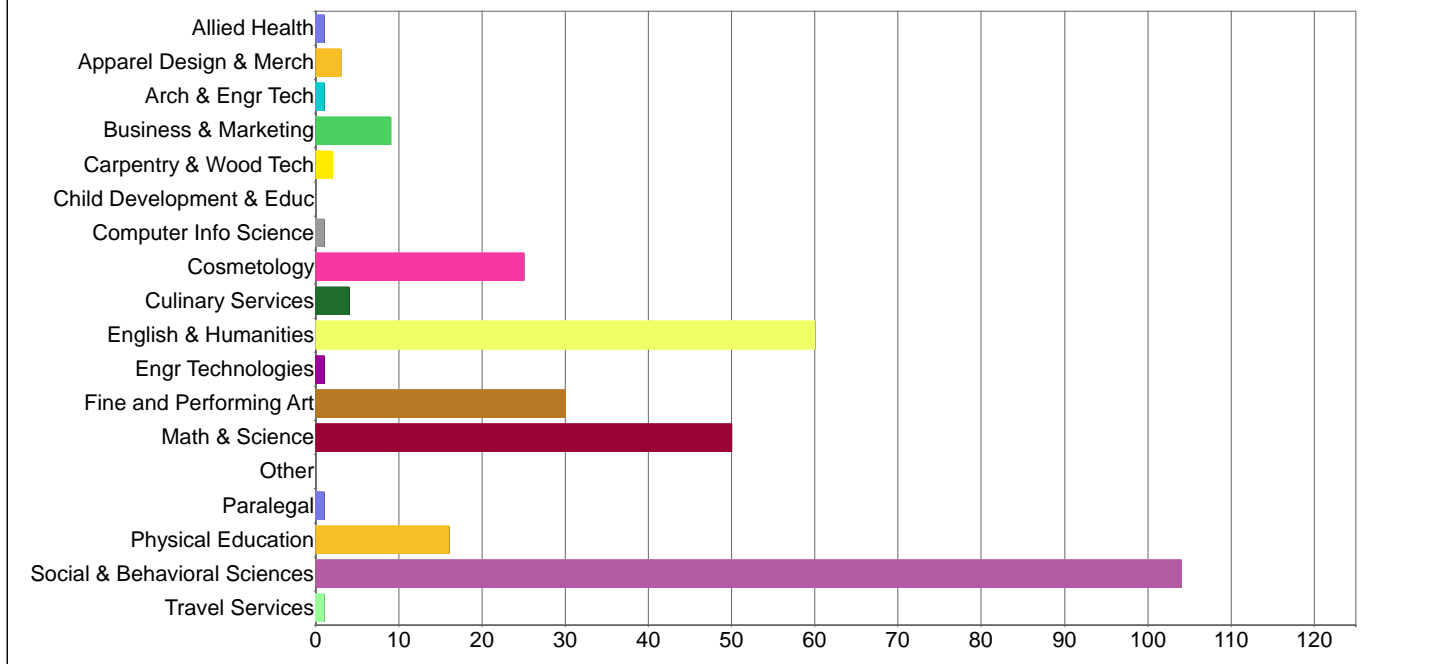
Entered a Program of Study	Count of Cohort	Percent of Cohort	Count of Cohort Who Earn an AA/AS or Certificate	Percent of Cohort Who Earn an AA/AS or Certificate	Count of Cohort Who Transfer to 4-yr College	Percent of Cohort Who Transfer to 4-yr College	Count of Cohort Who Earn a Deg/ Cert or Transfer	Percent of Cohort Who Earn a Deg/ Cert or Transfer
Yes	309	28%	76	25%	65	21%	120	39%
No	893	72%	55	6%	49	5%	95	11%
<b>Totals</b>	<b>1,202</b>	<b>100%</b>	<b>131</b>	<b>11%</b>	<b>114</b>	<b>9%</b>	<b>215</b>	<b>18%</b>

Note: Entry into a program is defined as passing three courses within a program of study with a grade of D or better within the indicated time period. Counts for Non-Entry reflect the program the student has taken the most courses in without entry during the indicated time period. Thus, where the time period for entry is the first year, the student may have entered a program in later semesters or years or may have taken courses in the program without ever achieving entry before leaving the college or district. Courses taken at any college within the district are included. The first year consists of the fall term of the cohort and the immediate prior summer and the immediate following spring terms.

Source: Transfer figures derived from state Chancellor's Office ARCC files for Student Progress and Achievement by matching student ID's of ARCC cohort data (all available cohorts simultaneously) with those of the indicated College's fall entering cohort. ARCC data includes transfers to CSU, UC, and private and out-of-state colleges whose data is available in the National Student Clearinghouse. ARCC data does not specify the institution to which the student transferred nor periods less than six years.

## Laney College

**Number of the Female Fall 2003 First-time College Cohort by Program of Study Entered within First Year**

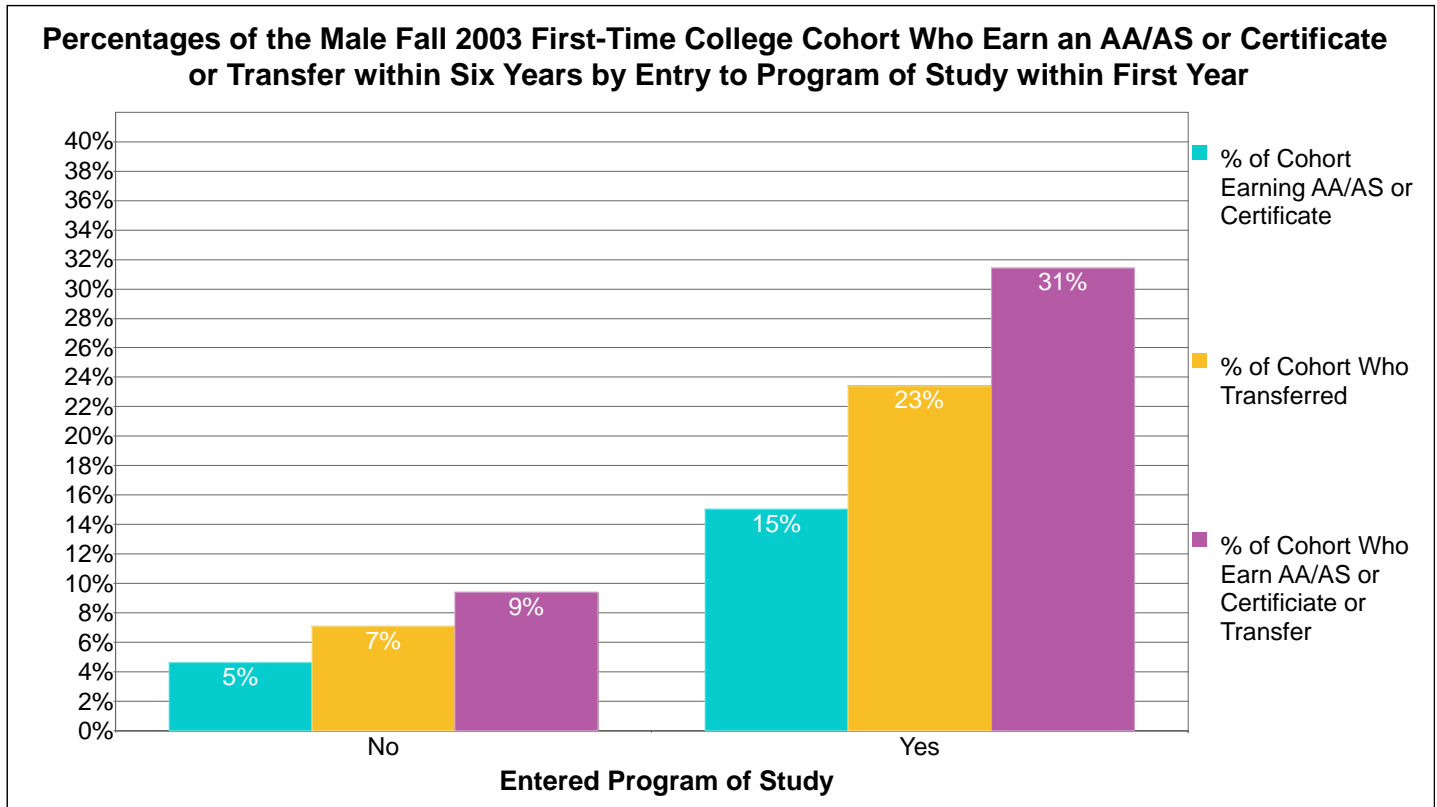


**Count of the Female Fall 2003 First-time College Cohort by Entry to Program of Study within First Year**

Program	Did Not Enter in First Year	Entered in First Year	Total
Allied Health	6	1	7
Apparel Design & Merch	1	3	4
Arch & Engr Tech	0	1	1
Business & Marketing	41	9	50
Carpentry & Wood Tech	5	2	7
Child Development & Educ	1	0	1
Computer Info Science	11	1	12
Cosmetology	19	25	44
Culinary Services	6	4	10
English & Humanities	150	60	210
Engr Technologies	0	1	1
Fine and Performing Art	58	30	88
Math & Science	84	50	134
Paralegal	1	1	2
Physical Education	33	16	49
Social & Behavioral Sciences	154	104	258
Travel Services	0	1	1
Other	323	0	323
<b>Total</b>	<b>893</b>	<b>309</b>	<b>1,202</b>

Note: Entry into a program is defined as passing three courses within a program of study with a grade of D or better within the indicated time period. Counts for Non-Entry reflect the program the student has taken the most courses in without entry during the indicated time period. Thus, where the time period for entry is the first year, the student may have entered a program in later semesters or years or may have taken courses in the program without ever achieving entry before leaving the college or district. Courses taken at any college within the district are included. The first year consists of the fall term of the cohort and the immediate prior summer and the immediate following spring terms.

## Laney College



**Count and Percentage Tracking of the Male Fall 2003 Cohort Who Earn an AA/AS or Certificate or Transfer within Six Years by Entry to Program of Study within First Year**

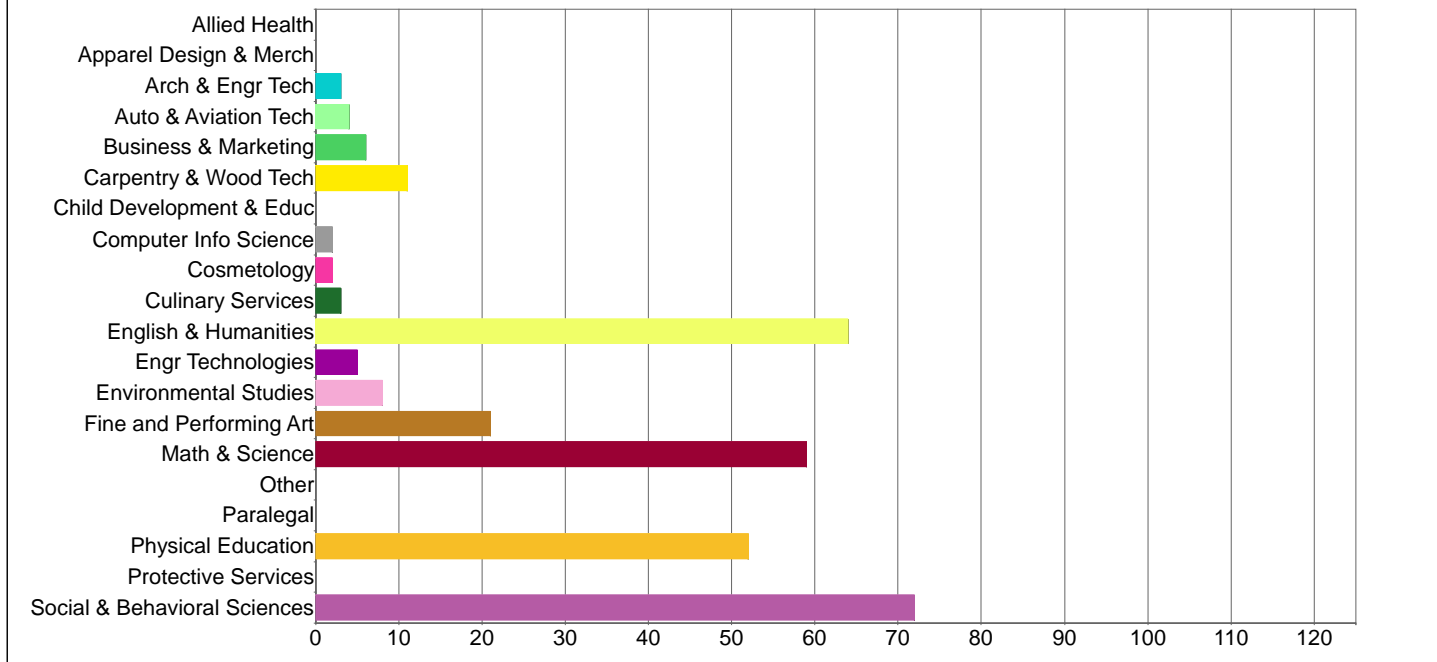
Entered a Program of Study	Count of Cohort	Percent of Cohort	Count of Cohort Who Earn an AA/AS or Certificate	Percent of Cohort Who Earn an AA/AS or Certificate	Count of Cohort Who Transfer to 4-yr College	Percent of Cohort Who Transfer to 4-yr College	Count of Cohort Who Earn a Deg/ Cert or Transfer	Percent of Cohort Who Earn a Deg/ Cert or Transfer
Yes	312	31%	47	15%	73	23%	98	31%
No	734	69%	34	5%	52	7%	69	9%
<b>Totals</b>	<b>1,046</b>	<b>100%</b>	<b>81</b>	<b>8%</b>	<b>125</b>	<b>12%</b>	<b>167</b>	<b>16%</b>

Note: Entry into a program is defined as passing three courses within a program of study with a grade of D or better within the indicated time period. Counts for Non-Entry reflect the program the student has taken the most courses in without entry during the indicated time period. Thus, where the time period for entry is the first year, the student may have entered a program in later semesters or years or may have taken courses in the program without ever achieving entry before leaving the college or district. Courses taken at any college within the district are included. The first year consists of the fall term of the cohort and the immediate prior summer and the immediate following spring terms.

Source: Transfer figures derived from state Chancellor's Office ARCC files for Student Progress and Achievement by matching student ID's of ARCC cohort data (all available cohorts simultaneously) with those of the indicated College's fall entering cohort. ARCC data includes transfers to CSU, UC, and private and out-of-state colleges whose data is available in the National Student Clearinghouse. ARCC data does not specify the institution to which the student transferred nor periods less than six years.

## Laney College

**Number of the Male Fall 2003 First-time College Cohort by Program of Study Entered within First Year**



**Count of the Male Fall 2003 First-time College Cohort by Entry to Program of Study within First Year**

Program	Did Not Enter in First Year	Entered in First Year	Total
Allied Health	3	0	3
Apparel Design & Merch	1	0	1
Arch & Engr Tech	3	3	6
Auto & Aviation Tech	5	4	9
Business & Marketing	32	6	38
Carpentry & Wood Tech	26	11	37
Child Development & Educ	2	0	2
Computer Info Science	18	2	20
Cosmetology	1	2	3
Culinary Services	11	3	14
English & Humanities	117	64	181
Engr Technologies	25	5	30
Environmental Studies	3	8	11
Fine and Performing Art	38	21	59
Math & Science	67	59	126
Other	232	0	232
Paralegal	2	0	2
Physical Education	40	52	92
Protective Services	2	0	2
Social & Behavioral Sciences	106	72	178
<b>Total</b>	<b>734</b>	<b>312</b>	<b>1,046</b>

Note: Entry into a program is defined as passing three courses within a program of study with a grade of D or better within the indicated time period. Counts for Non-Entry reflect the program the student has taken the most courses in without entry during the indicated time period. Thus, where the time period for entry is the first year, the student may have entered a program in later semesters or years or may have taken courses in the program without ever achieving entry before leaving the college or district. Courses taken at any college within the district are included. The first year consists of the fall term of the cohort and the immediate prior summer and the immediate following spring terms.