



Graduated Cylinder Worksheet

A graduated cylinder can have numerous scales.

1) Determine the value for the minor grids on the cylinder.




a) _____



b) _____

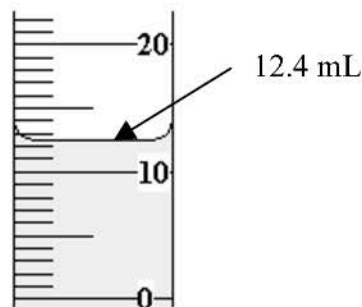


c) _____




d) _____


When reading a graduated cylinder you need to keep the graduated cylinder on the desk and lower your eyes to the level of the meniscus and you read where the bottom of the meniscus is. Be sure to include one point of estimation in your reading.



2) Determine the volume of the liquids in the following cylinders:



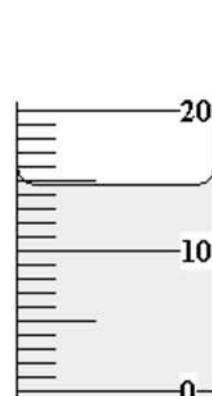
a) _____



b) _____



c) _____




d) _____


3) Draw in the meniscus for the following readings:



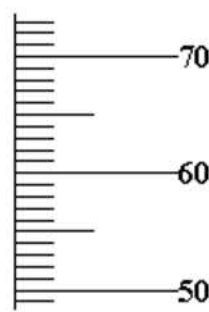
a) 49.21 mL



b) 18.2 mL



c) 27.65 mL



d) 63.8 mL